



# BRITISH GT

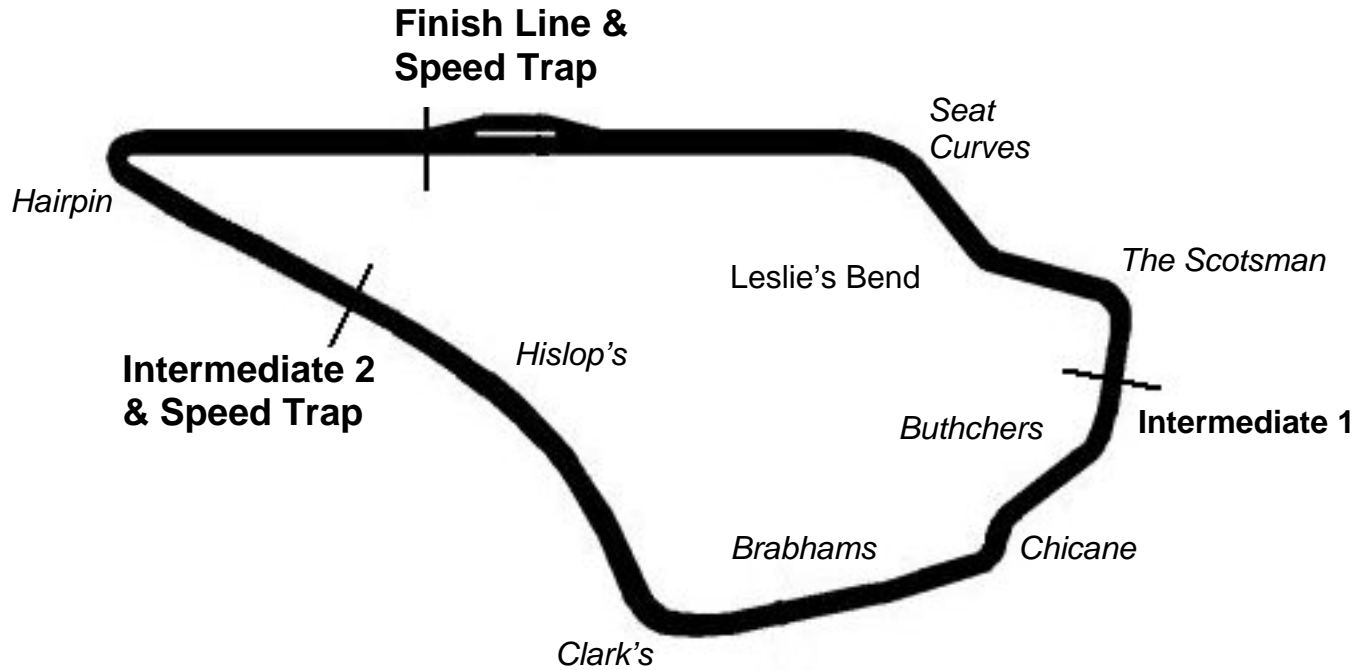
Round 3 & 4  
Knockhill

8th & 9th May 2010



Results Provided by Timing Solutions Ltd  
[www.tsl-timing.com](http://www.tsl-timing.com)

# KNOCKHILL



Circuit Length:	1.2713 miles / 2046.0 metres
Intermediate 1:	697 metres
Intermediate 2:	1508 metres
Pit In:	2046 metres
Pit Out:	183 metres after Finish Line
Pit In – Pit Out	175 metres, @ 60kph = 10.5 seconds, @ 80kph = 7.8 seconds

# Avon Tyres British GT Championship

## PRACTICE 1 - CLASSIFICATION

POS	NO	CL	TEAM / DRIVERS	CAR	TIME	ON	LAPS	GAP	DIFF	MPH
1	3	GT3	<b>Hector Lester</b> Hector LESTER / Stephane DAOUDI	Ferrari 430 Scuderia GT3	<b>50.312</b>	19	26			90.96
2	12	GT3	<b>Phil Burton</b> Phil BURTON / Adam WILCOX	Ferrari 430 Scuderia GT3	<b>50.578</b>	8	38	<b>0.266</b>	0.266	90.48
3	2	GT3	<b>Mtech</b> Duncan CAMERON / Matt GRIFFIN	Ferrari 430 Scuderia GT3	<b>50.722</b>	14	27	<b>0.410</b>	0.144	90.23
4	1	GT3	<b>Preci Spark</b> David JONES / Godfrey JONES	Ascari KZ1R GT3	<b>50.764</b>	15	15	<b>0.452</b>	0.042	90.15
5	21	GT3	<b>Chad Racing</b> Chris HYMAN / Dan BROWN	Ferrari 430 Scuderia GT3	<b>51.043</b>	27	32	<b>0.731</b>	0.279	89.66
6	7	GT3	<b>Trackspeed</b> David ASHBURN / Glynn GEDDIE	Porsche 997 GT3R	<b>51.200</b>	19	33	<b>0.888</b>	0.157	89.39
7	5	GT3	<b>Craig Wilkins</b> Craig WILKINS / Aaron SCOTT	Viper Competition Coupe	<b>51.616</b>	8	33	<b>1.304</b>	0.416	88.66
8	10	GT3	<b>Chad Racing</b> Paul WARREN / Tom FERRIER	Ferrari 430 Scuderia GT3	<b>51.648</b>	29	36	<b>1.336</b>	0.032	88.61
9	11	GT3	<b>Chad Racing</b> Juan GARRIZ / Jose BALBIANI	Ferrari 430 GT3	<b>52.134</b>	29	30	<b>1.822</b>	0.486	87.78
10	62	GTC	<b>Jamie Hunter Racing</b> Steve HUNTER / Derek PIERCE	Porsche 997	<b>53.393</b>	14	37	<b>3.081</b>	1.259	85.71
11	55	G4	<b>Piranha Motorsport</b> Chris BIALAN / Simon MASON	Lotus 2-Eleven	<b>54.231</b>	8	27	<b>3.919</b>	0.838	84.39
12	44	G4	<b>ABG Motorsport</b> Benjamin HARVEY / Rory BUTCHER	KTM X Bow	<b>54.450</b>	13	29	<b>4.138</b>	0.219	84.05
13	47	G4	<b>Century Motorsport</b> Vibe SMED / Nathan FREKE	Ginetta G50	<b>54.931</b>	10	17	<b>4.619</b>	0.481	83.31
14	48	G4	<b>Christian Dick</b> Jamie STANLEY / Christian DICK	Ginetta G50	<b>54.953</b>	30	34	<b>4.641</b>	0.022	83.28
15	49	G4	<b>Team Osborne Racing</b> Osman YUSUF / Joe OSBORNE	Ginetta G50	<b>55.469</b>	6	35	<b>5.157</b>	0.516	82.51

Weather / Track : Bright / Dry  
 These results are provisional until the conclusion of any judicial and technical matters.

Knockhill  
 Circuit Length = 1.2713 miles  
 Start: 10:57 End: 11:59

Race Director :	Stewards :	Timekeeper :
-----------------	------------	--------------

# Avon Tyres British GT Championship

## PRACTICE 1 - SECTOR ANALYSIS

1		JONES-JONES		GT3 Preci Spark									
1 -	Out	25.681	101.1	21.656	79.8	1:10.767	9 -	16.696	20.388	118.6	18.660	38.9	55.744
2 -	22.604	22.148	123.4	15.996	112.8	1:00.748	10 -	3:26.776	19.889	125.9	14.783	113.0	4:01.448
3 -	17.830	20.845	124.7	15.367	113.2	54.042	11 -	16.740	19.770	125.9	14.703	112.8	51.213
4 -	17.483	20.308	125.2	14.787	113.6	52.578	12 -	16.557	19.644	125.9	14.737	113.7	50.938
5 -	17.798	20.548	125.0	14.744	113.0	53.090	13 -	16.257	19.851	125.9	15.474	111.8	51.582
6 -	17.274	20.046	126.1	15.000	112.8	52.320	14 -	16.687	20.468	124.5	14.722	113.7	51.877
7 -	16.775	19.697	126.6	14.657	113.7	51.129	15 -	16.380	19.712	126.1	14.672	113.9	50.764
8 -	16.425	19.631	125.9	14.754	113.2	50.810							
2		CAMERON-GRIFFIN		GT3 Mtech									
1 -	Out	24.841	114.3	20.005	40.6	1:05.528	15 -	16.352	19.992	126.4	14.576	115.7	50.920
2 -	1:39.103	21.858	123.6	15.780	113.0	2:16.741	16 -	17.434	21.841	122.2	17.763	44.8	57.038
3 -	17.884	20.852	125.2	15.718	114.1	54.454	17 -	2:27.531	21.617	124.7	15.269	112.4	3:04.417
4 -	17.439	20.727	126.6	15.049	114.5	53.215	18 -	17.230	20.995	125.7	15.181	115.3	53.406
5 -	17.094	20.612	125.0	15.444	114.1	53.150	19 -	5:32.801	22.340	125.9	15.025	114.3	6:10.166
6 -	16.896	20.462	126.4	17.127	38.9	54.485	20 -	16.918	21.083	126.1	15.064	113.6	53.065
7 -	6:39.655	25.557	112.2	16.713	112.0	7:21.925	21 -	16.878	20.591	125.9	15.123	114.7	52.592
8 -	18.620	21.772	124.0	15.357	114.7	55.749	22 -	16.998	20.576	127.3	14.776	113.0	52.350
9 -	18.087	20.685	126.9	14.867	114.9	53.639	23 -	16.708	20.585	127.8	14.723	110.7	52.016
10 -	16.813	20.220	126.9	14.634	114.7	51.667	24 -	16.631	20.360	127.8	14.747	113.6	51.738
11 -	15:08.514	21.874	113.7	15.588	113.2	15:45.976	25 -	17.224	21.714	124.3	15.789	111.3	54.727
12 -	16.892	20.570	124.5	14.811	115.1	52.273	26 -	17.146	20.549	127.8	15.580	108.8	53.275
13 -	16.440	19.903	126.6	14.674	115.1	51.017	27 -	16.838	21.600	124.0	17.740	44.9	56.178
14 -	16.443	19.739	127.1	14.540	115.5	50.722							
3		LESTER-DAOUDI		GT3 Hector Lester									
1 -	Out	25.522	114.3	17.635	107.4	1:08.061	14 -	17.565	20.523	125.9	15.347	111.7	53.435
2 -	20.334	21.800	123.1	15.890	109.8	58.024	15 -	16.533	20.053	125.9	14.931	112.0	51.517
3 -	17.476	20.994	124.0	15.551	112.2	54.021	16 -	17.713	20.801	123.4	14.911	113.2	53.425
4 -	17.623	20.850	125.9	15.216	113.2	53.689	17 -	16.516	19.743	125.9	14.747	112.6	51.006
5 -	16.919	20.385	125.0	14.730	112.0	52.034	18 -	16.400	19.869	125.7	14.615	113.4	50.884
6 -	16.834	20.453	125.4	15.117	112.2	52.404	19 -	16.222	19.660	125.4	14.430	114.1	50.312
7 -	16.551	20.091	126.4	14.861	112.6	51.503	20 -	16.206	20.368	126.1	15.443	59.9	52.017
8 -	16.523	20.846	124.0	17.948	27.0	55.317	21 -	8:20.045	22.832	117.5	15.553	110.6	8:58.430
9 -	2:13.620	21.020	124.0	14.842	112.4	2:49.482	22 -	17.044	20.919	121.4	14.913	111.8	52.876
10 -	16.449	20.028	124.7	14.791	113.0	51.268	23 -	16.682	20.992	123.1	14.676	112.2	52.350
11 -	16.419	20.996	119.8	15.439	110.7	52.854	24 -	16.618	20.489	123.8	14.844	112.2	51.951
12 -	16.644	20.281	122.7	16.817	39.6	53.742	25 -	16.499	20.555	123.4	14.811	113.0	51.865
13 -	19:14.175	23.077	119.8	15.345	111.1	19:52.597	26 -	17.120	21.952	120.3	18.187	42.9	57.259
5		WILKINS-SCOTT		GT3 Craig Wilkins									
1 -	Out	25.400	114.3	18.367	106.2	1:04.930	18 -	16.637	23.058	124.0	15.369	114.1	55.064
2 -	20.845	22.846	106.4	19.247	112.2	1:02.938	19 -	16.775	20.556	126.6	15.317	114.5	52.648
3 -	18.440	21.314	125.7	16.046	113.4	55.800	20 -	16.739	20.614	126.4	15.156	114.5	52.509
4 -	20.699	26.303	71.2	18.424	112.2	1:05.426	21 -	16.727	20.331	127.3	17.615	35.9	54.673
5 -	17.567	21.793	123.6	20.676	31.5	1:00.036	22 -	7:16.352	21.453	126.1	15.550	112.8	7:53.355
6 -	1:51.009	20.635	126.6	15.289	114.5	2:26.933	23 -	18.688	22.229	124.5	18.631	33.5	59.548
7 -	16.891	20.113	126.9	15.096	114.5	52.100	24 -	1:33.201	20.939	125.7	15.373	114.1	2:09.513
8 -	16.690	19.916	127.1	15.010	114.9	51.616	25 -	16.672	20.540	123.8	15.378	114.1	52.590
9 -	16.738	19.905	127.1	15.152	115.3	51.795	26 -	16.639	21.892	123.8	15.467	114.5	53.998
10 -	17.220	20.571	125.9	19.238	33.5	57.029	27 -	16.559	20.409	126.6	15.174	114.5	52.142
11 -	3:36.265	20.122	126.4	15.400	114.1	4:11.787	28 -	16.739	20.542	125.9	18.079	30.1	55.360
12 -	17.915	20.391	126.6	15.278	114.7	53.584	29 -	1:41.735	20.482	126.9	15.049	115.7	2:17.266
13 -	17.272	20.594	125.9	15.079	114.5	52.945	30 -	16.647	19.990	126.4	15.004	115.5	51.641
14 -	15:42.751	22.704	121.6	15.766	112.4	16:21.221	31 -	16.631	20.081	126.6	15.119	115.1	51.831
15 -	17.690	21.118	122.7	15.358	113.7	54.166	32 -	17.458	20.153	126.9	15.134	114.9	52.745
16 -	16.691	20.516	126.6	15.413	113.9	52.620	33 -	16.592	20.047	126.4	15.019	114.9	51.658
17 -	16.850	20.571	126.1	15.303	114.9	52.724							
7		ASHBURN-GEDDIE		GT3 Trackspeed									
1 -	Out	26.236	94.0	18.589	93.1	1:07.285	18 -	16.574	20.133	121.4	15.085	110.9	51.792

Knockhill

Circuit Length = 1.2713 miles

Start: 10:57 End: 11:59

Weather / Track : Bright / Dry

# Avon Tyres British GT Championship

## PRACTICE 1 - SECTOR ANALYSIS

2 -	20.016	22.587	116.1	17.357	107.5	59.960	19 -	16.533	19.772	122.5	14.895	111.1	51.200
3 -	18.449	21.810	103.4	17.069	107.9	57.328	20 -	16.736	21.006	121.4	18.096	50.3	55.838
4 -	18.230	21.264	121.1	16.362	93.2	55.856	21 -	8:42.198	22.064	119.2	15.624	108.6	9:19.886
5 -	19.967	23.466	114.5	16.098	110.2	59.531	22 -	17.039	20.871	120.3	15.392	108.4	53.302
6 -	19.165	21.374	120.7	15.439	110.0	55.978	23 -	16.852	21.180	120.3	15.084	110.7	53.116
7 -	17.501	21.421	120.7	17.990	43.5	56.912	24 -	17.158	21.144	121.8	15.503	110.4	53.805
8 -	2:20.251	20.527	121.4	15.438	110.0	2:56.216	25 -	16.794	20.538	120.3	14.928	110.2	52.260
9 -	16.984	20.326	121.1	15.115	111.1	52.425	26 -	17.646	21.199	120.9	15.338	109.7	54.183
10 -	17.116	20.544	120.7	15.250	110.9	52.910	27 -	19.750	21.349	119.8	15.260	109.7	56.359
11 -	16.732	21.768	119.2	15.211	110.9	53.711	28 -	17.170	21.468	120.5	14.915	111.5	53.553
12 -	16.761	20.171	121.6	15.094	110.9	52.026	29 -	16.902	20.325	121.8	15.119	110.6	52.346
13 -	16.705	20.415	121.6	16.766	51.0	53.886	30 -	16.813	22.085	119.8	15.926	111.1	54.824
14 -	18:07.201	21.607	120.9	15.481	110.7	18:44.289	31 -	16.650	20.655	121.6	15.043	109.8	52.348
15 -	16.881	20.335	120.5	15.074	111.3	52.290	32 -	16.606	21.273	120.5	15.159	110.4	53.038
16 -	16.771	19.860	122.2	14.908	111.3	51.539	33 -	16.633	21.066	121.6	16.433	45.8	54.132
17 -	16.579	20.164	121.8	15.007	110.4	51.750							
<b>10</b>	<b>WARREN-FERRIER GT3 Chad Racing</b>												
1 -	Out	24.843	121.1	16.169	106.0	1:03.000	19 -	16.929	20.310	126.4	15.333	112.6	52.572
2 -	19.124	23.074	122.0	15.680	112.4	57.878	20 -	16.740	20.180	125.7	15.258	112.6	52.178
3 -	18.409	22.753	115.1	19.803	31.8	1:00.965	21 -	16.768	20.016	125.9	15.041	112.8	51.825
4 -	1:50.586	23.459	119.8	16.075	112.2	2:30.120	22 -	16.754	20.071	126.1	15.080	113.0	51.905
5 -	18.398	22.209	122.5	15.123	113.2	55.730	23 -	16.583	20.162	125.2	15.157	112.2	51.902
6 -	17.661	21.368	125.7	15.108	113.2	54.137	24 -	16.722	19.998	126.4	15.413	106.0	52.133
7 -	17.435	21.635	125.0	15.076	112.6	54.146	25 -	18.142	21.631	107.7	19.469	33.5	59.242
8 -	17.484	21.482	125.0	15.123	112.6	54.089	26 -	7:36.275	20.546	125.4	15.316	112.6	8:12.137
9 -	17.395	21.422	124.5	15.022	112.8	53.839	27 -	16.691	20.549	125.4	15.083	113.0	52.323
10 -	17.355	21.206	125.0	15.016	111.8	53.577	28 -	16.649	20.079	124.7	15.119	113.2	51.847
11 -	18.087	21.791	125.0	15.151	113.0	55.029	29 -	16.606	20.074	125.7	14.968	113.4	51.648
12 -	17.625	21.365	124.5	15.236	112.4	54.226	30 -	16.830	20.019	126.1	15.177	113.7	52.026
13 -	17.348	20.987	125.9	14.919	113.0	53.254	31 -	16.552	20.177	125.9	15.162	113.6	51.891
14 -	16.966	20.906	126.9	15.048	113.0	52.920	32 -	16.658	20.188	125.9	15.213	113.6	52.059
15 -	17.098	20.596	126.9	14.878	112.6	52.572	33 -	18.029	21.176	125.7	18.629	34.6	57.834
16 -	17.274	21.465	125.4	17.548	41.4	56.287	34 -	3:01.342	22.388	123.6	15.040	113.9	3:38.770
17 -	16:37.739	22.821	116.1	16.371	113.4	17:16.931	35 -	17.167	21.091	126.1	14.826	113.7	53.084
18 -	17.067	20.469	125.0	15.633	113.2	53.169	36 -	17.258	20.776	127.1	14.929	113.2	52.963
<b>11</b>	<b>GARRIZ-BALBIANI GT3 Chad Racing</b>												
1 -	Out	25.638	109.8	17.635	106.0	1:03.571	16 -	16:11.676	22.815	117.1	15.841	105.0	16:50.332
2 -	19.122	23.219	119.0	16.203	107.0	58.544	17 -	17.658	21.147	118.8	15.560	105.8	54.365
3 -	19.333	22.300	118.6	15.461	108.2	57.094	18 -	17.421	21.621	119.6	15.310	106.2	54.352
4 -	17.729	21.230	122.5	16.171	108.8	55.130	19 -	16.916	21.431	110.2	16.402	105.5	54.749
5 -	17.783	20.940	122.2	15.409	108.9	54.132	20 -	17.433	22.503	119.6	17.194	50.1	57.130
6 -	17.543	20.723	121.1	15.208	108.9	53.474	21 -	9:28.979	23.397	111.5	17.100	106.0	10:09.476
7 -	17.043	20.579	120.7	15.910	104.7	53.532	22 -	17.287	20.984	119.0	15.524	104.4	53.795
8 -	17.033	20.682	119.2	17.113	40.0	54.828	23 -	16.897	27.358	90.9	16.631	105.8	1:00.886
9 -	3:32.375	25.046	103.7	18.317	105.5	4:15.738	24 -	16.904	20.798	120.1	15.327	106.7	53.029
10 -	18.491	22.671	117.7	16.509	90.6	57.671	25 -	16.797	20.827	120.1	15.389	107.2	53.013
11 -	18.372	21.731	119.0	16.013	105.8	56.116	26 -	16.895	41.181	117.1	18.685	43.7	1:16.761
12 -	17.675	21.285	119.2	15.646	106.4	54.606	27 -	3:35.746	21.743	117.3	15.245	106.2	4:12.734
13 -	17.424	21.260	119.6	15.732	105.8	54.416	28 -	16.965	20.648	118.8	15.270	106.5	52.883
14 -	17.305	20.927	120.1	15.654	105.4	53.886	29 -	16.670	20.408	119.2	15.056	106.5	52.134
15 -	17.028	20.974	119.4	15.488	106.0	53.490	30 -	16.650	20.402	119.6	15.087	106.2	52.139
<b>12</b>	<b>BURTON-WILCOX GT3 Phil Burton</b>												
1 -	Out	24.041	122.5	17.589	99.4	1:02.570	20 -	16.834	20.691	126.9	14.707	114.7	52.232
2 -	18.790	21.603	126.6	15.049	114.5	55.442	21 -	16.868	20.501	128.8	15.012	113.0	52.381
3 -	17.526	20.452	127.1	15.012	115.3	52.990	22 -	16.927	20.675	126.9	15.243	114.9	52.845
4 -	16.693	20.161	128.6	14.953	115.5	51.807	23 -	16.867	20.783	126.6	14.758	114.5	52.408
5 -	17.927	20.496	126.4	14.607	115.1	53.030	24 -	6:03.927	21.739	124.7	15.920	113.0	6:41.586
6 -	16.657	20.116	127.8	14.643	113.0	51.416	25 -	16.796	20.429	128.3	14.757	114.3	51.982
7 -	16.871	20.046	127.1	14.599	113.9	51.516	26 -	16.752	20.322	127.3	14.716	115.3	51.790
8 -	16.213	19.882	127.8	14.483	115.1	50.578	27 -	16.476	21.060	126.4	14.879	112.8	52.415
9 -	16.332	19.994	127.3	14.687	113.7	51.013	28 -	16.590	20.418	126.9	14.898	116.1	51.906

Weather / Track : Bright / Dry

Knockhill  
Circuit Length = 1.2713 miles  
Start: 10:57 End: 11:59

# Avon Tyres British GT Championship

## PRACTICE 1 - SECTOR ANALYSIS

10 -	16.190	19.940	126.4	14.753	114.7	50.883	29 -	17.033	20.550	128.1	14.807	114.9	52.390
11 -	16.704	20.501	127.3	17.769	28.4	54.974	30 -	16.576	20.588	128.1	14.586	115.3	51.750
12 -	4:46.729	21.938	123.6	15.166	114.3	5:23.833	31 -	16.726	20.509	128.3	14.655	115.3	51.890
13 -	17.306	21.175	128.1	14.881	114.3	53.362	32 -	16.635	20.626	128.3	14.701	111.5	51.962
14 -	15:04.933	22.170	125.7	14.967	115.5	15:42.070	33 -	17.292	20.731	126.4	14.819	113.7	52.842
15 -	17.566	21.045	126.9	15.184	114.5	53.795	34 -	16.664	20.383	127.1	15.204	113.4	52.251
16 -	16.776	20.860	127.8	14.880	115.3	52.516	35 -	16.661	20.433	127.3	14.697	115.7	51.791
17 -	16.691	20.589	129.7	14.703	115.7	51.983	36 -	16.596	20.230	128.6	15.622	112.6	52.448
18 -	16.717	20.540	128.1	14.955	109.1	52.212	37 -	16.770	20.567	128.8	14.932	115.5	52.269
19 -	16.822	20.586	127.8	14.690	114.1	52.098	38 -	16.725	20.425	128.1	14.880	115.5	52.030

### 21 HYMAN-BROWN GT3 Chad Racing

1 -	Out	24.949	111.8	22.708	28.3	1:08.379	17 -	16.543	20.310	124.7	14.834	113.6	51.687
2 -	1:35.097	27.445	98.8	18.172	80.5	2:20.714	18 -	16.635	20.466	124.3	15.087	112.0	52.188
3 -	23.320	25.925	82.6	18.245	71.9	1:07.490	19 -	16.728	20.250	125.7	16.313	45.6	53.291
4 -	20.981	23.955	124.7	17.026	99.7	1:01.962	20 -	8:35.187	27.868	97.7	18.178	94.8	9:21.233
5 -	20.057	23.037	99.6	23.087	31.7	1:06.181	21 -	18.570	21.900	120.5	15.263	112.8	55.733
6 -	2:19.882	21.639	124.3	16.171	112.4	2:57.692	22 -	17.163	20.883	124.3	15.119	113.2	53.165
7 -	17.945	20.938	124.7	15.765	113.2	54.648	23 -	16.374	20.360	124.5	14.728	113.9	51.462
8 -	17.357	20.637	125.9	15.873	112.4	53.867	24 -	16.421	19.964	125.4	14.688	114.7	51.073
9 -	17.311	20.465	125.0	15.995	105.2	53.771	25 -	16.506	19.972	125.7	14.598	114.5	51.076
10 -	17.009	20.403	125.4	15.339	112.6	52.751	26 -	16.983	20.235	125.9	14.841	113.7	52.059
11 -	16.724	21.166	123.8	17.928	32.0	55.818	27 -	16.230	20.021	125.7	14.792	114.3	51.043
12 -	2:50.156	21.372	124.7	15.319	113.4	3:26.847	28 -	16.300	20.192	126.4	17.349	29.9	53.841
13 -	15:09.828	23.602	110.0	16.435	112.8	15:49.865	29 -	1:28.330	23.605	108.8	15.555	113.9	2:07.490
14 -	17.606	21.229	123.4	15.389	112.6	54.224	30 -	16.789	20.623	125.2	14.958	113.7	52.370
15 -	16.772	20.457	125.7	15.206	112.8	52.435	31 -	16.709	20.268	126.4	14.969	113.6	51.946
16 -	16.880	20.163	124.7	15.071	110.7	52.114	32 -	16.574	20.095	123.6	15.226	112.4	51.895

### 44 HARVEY-BUTCHER G4 ABG Motorsport

1 -	Out	24.637	95.6	19.225	86.7	1:04.682	16 -	18.622	22.364	106.0	16.518	93.1	57.504
2 -	19.767	22.735	101.8	17.324	92.2	59.826	17 -	18.254	22.117	107.2	16.580	94.4	56.951
3 -	19.104	22.249	103.7	16.912	93.3	58.265	18 -	18.235	22.024	106.7	17.129	94.8	57.388
4 -	18.630	22.063	103.2	16.775	92.4	57.468	19 -	19.459	23.940	105.0	16.714	91.7	1:00.113
5 -	18.389	21.652	106.5	17.981	39.7	58.022	20 -	18.194	21.865	107.4	16.415	93.3	56.474
6 -	1:24.983	21.535	106.2	16.381	93.6	2:02.899	21 -	18.360	22.188	105.5	16.464	92.8	57.012
7 -	17.929	21.370	106.0	16.453	93.6	55.752	22 -	18.218	21.590	106.5	16.408	92.8	56.216
8 -	17.890	21.397	105.4	16.204	93.5	55.491	23 -	7:05.130	22.618	106.5	16.745	93.1	7:44.493
9 -	17.607	21.145	107.0	16.096	93.7	54.848	24 -	18.092	21.483	108.2	16.455	94.5	56.030
10 -	17.521	21.155	106.7	16.095	94.0	54.771	25 -	19.215	22.067	106.4	16.572	92.4	57.854
11 -	17.538	21.178	107.5	16.119	94.4	54.835	26 -	18.125	21.567	106.0	16.489	93.1	56.181
12 -	18.183	22.944	105.5	16.192	93.9	57.319	27 -	18.185	21.979	106.5	16.421	92.7	56.585
13 -	17.440	21.014	106.9	15.996	93.7	54.450	28 -	18.072	21.384	106.5	16.877	93.5	56.333
14 -	15:11.303	23.873	104.4	17.267	92.3	15:52.443	29 -	18.207	21.526	106.5	19.390	34.1	59.123
15 -	18.830	22.626	103.9	16.771	92.7	58.227							

### 47 SMED-FREKE G4 Century Motorsport

1 -	Out	27.241	96.7	18.769	97.1	1:09.997	10 -	17.693	21.307	110.0	15.931	99.4	54.931
2 -	19.962	22.681	108.4	16.499	99.4	59.142	11 -	18.749	22.336	109.5	19.084	32.8	1:00.169
3 -	18.584	21.717	110.2	16.176	99.3	56.477	12 -	18:32.337	38.437	52.6	30.029	31.8	19:40.803
4 -	18.270	22.106	110.7	16.382	99.3	56.758	13 -	1:12.188	26.537	107.2	19.512	98.0	1:58.237
5 -	17.996	21.288	110.2	15.939	99.0	55.223	14 -	20.428	25.549	108.1	18.057	99.7	1:04.034
6 -	17.932	21.322	109.3	15.995	99.0	55.249	15 -	19.805	24.496	104.7	17.472	99.4	1:01.773
7 -	17.933	21.071	109.7	16.104	99.7	55.108	16 -	19.444	24.002	109.7	17.482	99.4	1:00.928
8 -	17.876	21.651	109.1	15.998	99.6	55.525	17 -	19.166	23.202	110.4	17.326	100.0	59.694
9 -	17.738	21.106	110.9	16.445	99.4	55.289							

### 48 STANLEY-DICK G4 Christian Dick

1 -	Out	25.871	104.2	17.979	93.6	1:05.335	18 -	17.839	21.689	110.2	16.225	97.8	55.753
2 -	20.113	23.446	109.8	17.561	97.3	1:01.120	19 -	17.678	21.675	109.8	16.373	97.8	55.726
3 -	19.492	24.624	106.9	17.076	96.8	1:01.192	20 -	17.797	21.406	110.7	16.060	98.7	55.263
4 -	19.894	22.537	109.7	16.833	96.6	59.264	21 -	17.769	21.525	110.6	16.187	98.3	55.481
5 -	18.367	21.872	110.4	16.464	97.4	56.703	22 -	17.802	21.471	110.2	16.179	98.1	55.452
6 -	18.518	23.613	109.3	19.808	25.4	1:01.939	23 -	17.635	21.444	110.0	16.138	98.4	55.217

Knockhill  
Circuit Length = 1.2713 miles  
Start: 10:57 End: 11:59

Weather / Track : Bright / Dry

# Avon Tyres British GT Championship

## PRACTICE 1 - SECTOR ANALYSIS

7 -	1:57.332	22.336	109.3	16.611	97.0	2:36.279	24 -	5:24.632	22.736	110.0	16.304	98.8	6:03.672
8 -	18.160	22.022	110.2	16.505	97.8	56.687	25 -	17.681	<b>21.195</b>	110.2	16.133	98.0	55.009
9 -	18.567	24.511	104.9	17.478	97.4	1:00.556	26 -	17.709	21.824	110.6	16.342	<b>99.0</b>	55.875
10 -	18.793	22.089	<b>110.7</b>	16.315	97.7	57.197	27 -	17.545	21.360	110.2	16.934	98.7	55.839
11 -	17.933	22.848	110.0	16.499	97.0	57.280	28 -	17.569	21.399	109.7	16.230	98.0	55.198
12 -	17.874	21.795	110.4	16.667	96.7	56.336	29 -	17.713	21.260	110.0	16.226	98.7	55.199
13 -	20.032	22.638	110.4	18.390	35.7	1:01.060	30 -	<b>17.468</b>	21.267	108.6	16.218	<b>99.0</b>	<b>54.953</b>
14 -	15:59.375	22.716	109.8	17.127	98.8	16:39.218	31 -	17.534	21.350	110.0	16.159	98.8	55.043
15 -	18.041	21.986	110.0	16.482	98.5	56.509	32 -	17.617	21.539	109.7	16.298	<b>99.0</b>	55.454
16 -	18.289	21.491	110.0	16.468	98.7	56.248	33 -	17.694	21.512	109.3	16.315	<b>99.0</b>	55.521
17 -	17.854	21.510	110.6	16.184	98.4	55.548	34 -	18.401	22.909	109.3	18.199	42.0	59.509
<b>49</b>	<b>YUSUF-OSBORNE</b>												
<b>G4 Team Osborne Racing</b>													
1 -	Out	25.155	102.0	18.561	96.4	1:05.223	19 -	19.495	24.383	107.9	16.980	97.7	1:00.858
2 -	20.162	22.971	107.9	17.244	97.7	1:00.377	20 -	18.449	23.449	107.2	16.765	94.1	58.663
3 -	18.900	22.014	109.7	16.624	97.1	57.538	21 -	19.107	23.130	109.3	16.641	95.9	58.878
4 -	18.225	21.655	<b>110.4</b>	16.479	97.8	56.359	22 -	19.141	23.507	108.4	17.199	96.7	59.847
5 -	17.942	21.480	110.0	16.402	<b>98.1</b>	55.824	23 -	18.987	22.813	107.5	16.446	97.0	58.246
6 -	17.891	<b>21.224</b>	109.7	16.354	<b>98.1</b>	<b>55.469</b>	24 -	5:55.120	24.639	108.1	17.668	96.0	6:37.427
7 -	<b>17.765</b>	21.381	110.0	18.018	40.4	57.164	25 -	19.907	24.105	107.7	16.873	96.3	1:00.885
8 -	3:23.155	26.637	105.4	18.058	95.7	4:07.850	26 -	19.052	22.601	108.8	16.711	96.7	58.364
9 -	20.741	25.430	106.7	18.172	97.0	1:04.343	27 -	19.472	24.328	108.4	16.611	96.4	1:00.411
10 -	19.751	24.030	107.7	17.610	93.3	1:01.391	28 -	18.720	22.606	108.2	16.327	97.5	57.653
11 -	20.066	24.058	108.9	17.086	96.8	1:01.210	29 -	18.634	23.359	108.1	16.727	97.0	58.720
12 -	19.334	23.103	108.9	17.021	96.0	59.458	30 -	18.580	22.633	107.5	16.396	97.1	57.609
13 -	19.157	23.815	107.9	17.193	97.1	1:00.165	31 -	18.540	23.066	109.5	16.642	97.4	58.248
14 -	18.808	23.371	108.6	16.640	97.1	58.819	32 -	18.985	23.027	108.8	20.909	37.7	1:02.921
15 -	14:52.192	25.834	107.5	18.169	97.0	15:36.195	33 -	1:09.057	23.347	109.1	16.702	96.4	1:49.106
16 -	19.697	23.450	108.6	17.731	96.0	1:00.878	34 -	18.494	22.621	108.8	16.672	97.0	57.787
17 -	19.129	22.780	108.8	16.563	97.5	58.472	35 -	19.517	22.766	108.1	17.430	95.3	59.713
18 -	18.880	22.654	108.9	<b>16.271</b>	97.5	57.805							
<b>55</b>	<b>BIALAN-MASON</b>												
<b>G4 Piranha Motorsport</b>													
1 -	Out	25.971	105.4	17.512	104.5	1:02.872	15 -						55.620
2 -	19.722	23.976	116.3	16.553	105.5	1:00.251	16 -						54.821
3 -	18.328	21.745	116.5	15.892	105.2	55.965	17 -						55.756
4 -	17.852	21.222	117.1	18.765	38.3	57.839	18 -						55.178
5 -	1:53.754	21.410	117.5	16.050	105.4	2:31.214	19 -						7:04.142
6 -	17.786	21.416	116.5	16.007	<b>105.8</b>	55.209	20 -						56.290
7 -	17.649	21.041	<b>117.9</b>	15.680	104.5	54.370	21 -						55.012
8 -	17.863	<b>20.986</b>	117.5	<b>15.382</b>	105.5	<b>54.231</b>	22 -						54.731
9 -	<b>17.622</b>	21.139	117.3	17.673	45.6	56.434	23 -						54.513
10 -	4:06.450	24.002	108.6	15:36.763		20:07.215	24 -						58.510
11 -						59.173	25 -						3:32.342
12 -						55.629	26 -						54.458
13 -						58.402	27 -						1:03.463
14 -						55.583							
<b>62</b>	<b>HUNTER-PIERCE</b>												
<b>GTC Jamie Hunter Racing</b>													
1 -	Out	26.593	116.1	17.589	91.1	1:06.468	20 -	18.040	21.952	120.1	16.450	107.0	56.442
2 -	20.334	22.958	119.2	17.060	107.7	1:00.352	21 -	19.313	22.801	118.8	17.612	104.7	59.726
3 -	18.897	21.720	118.8	16.723	105.2	57.340	22 -	18.283	21.483	119.8	16.403	107.7	56.169
4 -	19.177	21.888	119.8	16.819	<b>108.4</b>	57.884	23 -	18.065	21.354	119.4	16.298	107.9	55.717
5 -	17.584	21.579	120.7	16.051	107.9	55.214	24 -	6:01.001	22.146	118.8	16.172	107.7	6:39.319
6 -	17.532	21.125	120.7	15.949	106.9	54.606	25 -	18.318	22.411	119.0	15.911	107.2	56.640
7 -	17.457	20.627	<b>120.9</b>	15.731	107.9	53.815	26 -	17.686	21.189	119.8	15.916	106.4	54.791
8 -	17.243	<b>20.571</b>	120.1	15.656	107.7	53.470	27 -	17.822	21.564	119.8	15.949	106.9	55.335
9 -	17.324	20.977	119.6	15.747	108.1	54.048	28 -	17.685	21.221	119.0	16.020	106.4	54.926
10 -	17.157	20.738	119.4	15.829	106.0	53.724	29 -	17.889	23.575	112.4	17.222	106.7	58.686
11 -	17.358	20.886	120.3	18.322	36.9	56.566	30 -	18.019	21.441	119.8	16.087	106.5	55.547
12 -	3:35.590	21.421	119.8	16.306	107.9	4:13.317	31 -	17.811	21.195	119.8	15.887	107.5	54.893
13 -	17.383	20.769	120.5	15.747	<b>108.4</b>	53.899	32 -	17.633	21.061	119.8	15.975	106.7	54.669
14 -	<b>17.114</b>	20.733	<b>120.9</b>	<b>15.546</b>	<b>108.4</b>	<b>53.393</b>	33 -	17.611	20.998	120.5	15.980	108.2	54.589
15 -	15:44.434	23.763	116.1	16.971	107.0	16:25.168	34 -	17.480	20.979	119.8	16.242	106.2	54.701

Weather / Track : Bright / Dry

Knockhill  
Circuit Length = 1.2713 miles  
Start: 10:57 End: 11:59

# Avon Tyres British GT Championship

## PRACTICE 1 - SECTOR ANALYSIS

16 -	18.946	22.032	119.0	16.579	107.7	57.557	35 -	17.605	21.187	119.8	15.872	107.4	54.664
17 -	18.792	21.915	119.6	16.908	106.5	57.615	36 -	17.441	21.262	120.1	15.833	107.4	54.536
18 -	18.506	23.009	119.0	16.646	106.9	58.161	37 -	17.542	21.044	120.1	15.961	107.2	54.547
19 -	18.426	21.733	119.6	17.502	105.0	57.661							

Weather / Track : Bright / Dry

Knockhill  
Circuit Length = 1.2713 miles  
Start: 10:57 End: 11:59

# Avon Tyres British GT Championship

## PRACTICE 1 - BEST SECTOR TIMES

SECTOR 1			SECTOR 2			SECTOR 3			IDEAL / BEST COMPARISON							
POS	NO	NAME	TIME	NO	NAME	TIME	NO	NAME	TIME	POS	NO	NAME	IDEAL	BEST	DIFF	
1	12	Phil Burton	16.190	1	Preci Spark	19.631	3	Hector Lester	14.430	1	3	Hector Lester	50.296	50.312	0.016	
2	3	Hector Lester	16.206	3	Hector Lester	19.660	12	Phil Burton	14.483	2	1	Preci Spark	50.545	50.764	0.219	
3	21	Chad Racing	16.230	2	Mtech	19.739	2	Mtech	14.540	3	12	Phil Burton	50.555	50.578	0.023	
4	1	Preci Spark	16.257	7	Trackspeed	19.772	21	Chad Racing	14.598	4	2	Mtech	50.631	50.722	0.091	
5	2	Mtech	16.352	12	Phil Burton	19.882	1	Preci Spark	14.657	5	21	Chad Racing	50.792	51.043	0.251	
6	7	Trackspeed	16.533	5	Craig Wilkins	19.905	10	Chad Racing	14.826	6	7	Trackspeed	51.200	51.200	0.000	
7	10	Chad Racing	16.552	21	Chad Racing	19.964	7	Trackspeed	14.895	7	10	Chad Racing	51.376	51.648	0.272	
8	5	Craig Wilkins	16.559	10	Chad Racing	19.998	5	Craig Wilkins	15.004	8	5	Craig Wilkins	51.468	51.616	0.148	
9	11	Chad Racing	16.650	11	Chad Racing	20.402	11	Chad Racing	15.056	9	11	Chad Racing	52.108	52.134	0.026	
10	62	Jamie Hunter Racing	17.114	62	Jamie Hunter Racing	20.571	55	Piranha Motorsport	15.382	10	62	Jamie Hunter Racir	53.231	53.393	0.162	
11	44	ABG Motorsport	17.440	55	Piranha Motorsport	20.986	62	Jamie Hunter Racing	15.546	11	55	Piranha Motorsport	53.990	54.231	0.241	
12	48	Christian Dick	17.468	44	ABG Motorsport	21.014	47	Century Motorsport	15.931	12	44	ABG Motorsport	54.450	54.450	0.000	
13	55	Piranha Motorsport	17.622	47	Century Motorsport	21.071	44	ABG Motorsport	15.996	13	47	Century Motorsport	54.695	54.931	0.236	
14	47	Century Motorsport	17.693	48	Christian Dick	21.195	48	Christian Dick	16.060	14	48	Christian Dick	54.723	54.953	0.230	
15	49	Team Osborne Raci	17.765	49	Team Osborne Raci	21.224	49	Team Osborne Raci	16.271	15	49	Team Osborne Rac	55.260	55.469	0.209	
													Perfect Lap		50.251	

Weather / Track : Bright / Dry

Knockhill  
Circuit Length = 1.2713 miles  
Start: 10:57 End: 11:59

# Avon Tyres British GT Championship

## PRACTICE 1 - SPEED TRAPS

SECTOR 1				SECTOR 2			FINISH LINE		
POS	NO	NAME	MPH	NO	NAME	MPH	NO	NAME	MPH
1				12	BURTON-WILCOX	129.1	12	BURTON-WILCOX	116.1
2				2	CAMERON-GRIFFIN	127.8	2	CAMERON-GRIFFIN	115.7
3				5	WILKINS-SCOTT	127.3	5	WILKINS-SCOTT	115.7
4				10	WARREN-FERRIER	127.1	21	HYMAN-BROWN	114.7
5				1	JONES-JONES	126.6	3	LESTER-DAOUDI	114.1
6				3	LESTER-DAOUDI	126.4	1	JONES-JONES	113.9
7				21	HYMAN-BROWN	126.4	10	WARREN-FERRIER	113.9
8				7	ASHBURN-GEDDIE	122.5	7	ASHBURN-GEDDIE	111.5
9				11	GARRIZ-BALBIANI	122.5	11	GARRIZ-BALBIANI	108.9
10				62	HUNTER-PIERCE	120.9	62	HUNTER-PIERCE	108.4
11				55	BIALAN-MASON	117.9	55	BIALAN-MASON	105.8
12				47	SMED-FREKE	110.9	47	SMED-FREKE	100.0
13				48	STANLEY-DICK	110.7	48	STANLEY-DICK	99.0
14				49	YUSUF-OSBORNE	110.4	49	YUSUF-OSBORNE	98.1
15				44	HARVEY-BUTCHER	108.2	44	HARVEY-BUTCHER	94.8

Weather / Track : Bright / Dry

Knockhill  
 Circuit Length = 1.2713 miles  
 Start: 10:57 End: 11:59

# Avon Tyres British GT Championship

## PRACTICE 2 - CLASSIFICATION

POS	NO	CL	TEAM / DRIVERS	CAR	TIME	ON	LAPS	GAP	DIFF	MPH
1	12	GT3	<b>Phil Burton</b> Phil BURTON / Adam WILCOX	Ferrari 430 Scuderia GT3	<b>50.292</b>	23	40			91.00
2	1	GT3	<b>Preci Spark</b> David JONES / Godfrey JONES	Ascari KZ1R GT3	<b>50.416</b>	41	41	<b>0.124</b>	0.124	90.78
3	7	GT3	<b>Trackspeed</b> David ASHBURN / Glynn GEDDIE	Porsche 997 GT3R	<b>50.792</b>	14	24	<b>0.500</b>	0.376	90.10
4	3	GT3	<b>Hector Lester</b> Hector LESTER / Stephane DAOUDI	Ferrari 430 Scuderia GT3	<b>50.842</b>	27	36	<b>0.550</b>	0.050	90.01
5	2	GT3	<b>Mtech</b> Duncan CAMERON / Matt GRIFFIN	Ferrari 430 Scuderia GT3	<b>50.911</b>	19	42	<b>0.619</b>	0.069	89.89
6	21	GT3	<b>Chad Racing</b> Chris HYMAN / Dan BROWN	Ferrari 430 Scuderia GT3	<b>50.939</b>	16	39	<b>0.647</b>	0.028	89.84
7	5	GT3	<b>Craig Wilkins</b> Craig WILKINS / Aaron SCOTT	Viper Competition Coupe	<b>50.942</b>	13	34	<b>0.650</b>	0.003	89.84
8	11	GT3	<b>Chad Racing</b> Juan GARRIZ / Jose BALBIANI	Ferrari 430 GT3	<b>52.006</b>	7	31	<b>1.714</b>	1.064	88.00
9	10	GT3	<b>Chad Racing</b> Paul WARREN / Tom FERRIER	Ferrari 430 Scuderia GT3	<b>52.026</b>	14	23	<b>1.734</b>	0.020	87.97
10	62	GTC	<b>Jamie Hunter Racing</b> Steve HUNTER / Derek PIERCE	Porsche 997	<b>53.487</b>	35	36	<b>3.195</b>	1.461	85.56
11	47	G4	<b>Century Motorsport</b> Vibe SMED / Nathan FREKE	Ginetta G50	<b>54.590</b>	35	35	<b>4.298</b>	1.103	83.83
12	55	G4	<b>Piranha Motorsport</b> Chris BIALAN / Simon MASON	Lotus 2-Eleven	<b>54.663</b>	22	34	<b>4.371</b>	0.073	83.72
13	49	G4	<b>Team Osborne Racing</b> Osman YUSUF / Joe OSBORNE	Ginetta G50	<b>55.071</b>	10	38	<b>4.779</b>	0.408	83.10
14	44	G4	<b>ABG Motorsport</b> Benjamin HARVEY / Rory BUTCHER	KTM X Bow	<b>55.286</b>	24	37	<b>4.994</b>	0.215	82.78
15	48	G4	<b>Christian Dick</b> Jamie STANLEY / Christian DICK	Ginetta G50	<b>55.438</b>	5	7	<b>5.146</b>	0.152	82.55

Knockhill  
Circuit Length = 1.2713 miles  
Start: 15:34 End: 16:42

These results are provisional until the conclusion of any judicial and technical matters.

Race Director :	Stewards :	Timekeeper :
-----------------	------------	--------------

# Avon Tyres British GT Championship

## PRACTICE 2 - SECTOR ANALYSIS

1		JONES-JONES				GT3 Preci Spark							
1 -	Out	23.586	119.4	1:27.337	39.2	2:12.636	22 -	16.683	20.265	125.2	14.730	112.0	51.678
2 -	1:49.301	22.039	124.3	16.296	110.2	2:27.636	23 -	16.991	20.090	126.1	14.805	113.0	51.886
3 -	18.046	20.537	126.9	15.093	113.2	53.676	24 -	16.749	19.813	126.6	14.875	112.6	51.437
4 -	17.335	22.586	126.6	14.916	112.8	54.837	25 -	16.629	19.897	126.1	18.062	33.0	54.588
5 -	17.266	19.891	126.1	14.749	112.8	51.906	26 -	3:07.384	19.952	126.1	15.166	111.1	3:42.502
6 -	16.843	19.841	125.9	14.757	112.6	51.441	27 -	16.610	19.927	127.1	14.684	112.6	51.221
7 -	16.805	19.728	126.1	14.728	112.0	51.261	28 -	16.382	19.725	127.1	15.104	113.0	51.211
8 -	16.846	21.535	112.6	20.519	34.9	58.900	29 -	16.698	20.359	125.0	14.876	113.0	51.933
9 -	5:03.283	21.341	125.7	14.790	112.8	5:39.414	30 -	19:59.682	22.746	124.5	16.085	111.1	20:38.513
10 -	16.883	20.050	127.1	14.642	112.4	51.575	31 -	18.409	21.252	126.4	15.094	113.4	54.755
11 -	16.767	19.832	127.3	14.690	113.2	51.289	32 -	16.953	20.447	127.6	14.976	113.7	52.376
12 -	16.590	19.673	127.6	15.000	112.2	51.263	33 -	16.555	19.814	128.3	14.725	113.9	51.094
13 -	16.730	19.893	125.2	15.058	112.6	51.681	34 -	16.364	19.687	128.3	14.659	113.2	50.710
14 -	16.831	19.715	126.6	15.165	111.8	51.711	35 -	16.331	19.720	127.3	14.648	113.2	50.699
15 -	16.515	19.808	126.9	14.789	112.8	51.112	36 -	16.386	19.575	127.6	14.599	113.6	50.560
16 -	16.522	19.676	126.1	14.782	113.0	50.980	37 -	16.369	20.210	125.7	14.679	113.4	51.258
17 -	17.967	21.497	117.3	15.857	113.0	55.321	38 -	16.247	19.551	128.1	14.826	113.2	50.624
18 -	16.424	19.599	124.7	14.877	112.4	50.900	39 -	17.093	20.312	126.1	14.745	113.2	52.150
19 -	16.323	20.829	107.9	19.950	38.9	57.102	40 -	16.378	21.130	106.4	17.242	113.9	54.750
20 -	1:15.521	20.267	125.4	14.792	113.4	1:50.580	41 -	16.166	19.590	127.1	14.660	113.4	50.416
21 -	17.048	22.074	124.5	14.746	112.8	53.868							
2		CAMERON-GRIFFIN				GT3 Mtech							
1 -	Out	23.411	121.6	15.573	113.0	59.003	22 -	17.363	20.814	128.6	15.314	108.6	53.491
2 -	17.655	21.028	125.7	15.290	112.0	53.973	23 -	17.277	21.432	128.1	15.241	114.9	53.950
3 -	16.765	20.467	125.2	14.972	113.7	52.204	24 -	17.089	20.779	128.6	15.095	109.7	52.963
4 -	16.751	20.093	127.6	14.620	115.1	51.464	25 -	18.391	21.021	126.6	14.992	113.4	54.404
5 -	16.588	19.884	128.3	14.677	115.3	51.149	26 -	16.813	20.292	128.8	14.911	113.7	52.016
6 -	16.581	20.334	125.0	14.753	115.3	51.668	27 -	17.092	20.492	126.4	14.882	113.7	52.466
7 -	16.421	19.925	128.1	14.819	114.7	51.165	28 -	16.621	20.561	127.6	15.366	110.2	52.548
8 -	17.802	23.266	100.9	16.352	114.7	57.420	29 -	17.141	20.482	128.6	15.100	114.1	52.723
9 -	16.590	19.726	128.1	14.757	115.5	51.073	30 -	16.849	21.990	127.1	15.214	114.7	54.053
10 -	16.652	21.459	122.0	16.905	41.1	55.016	31 -	19:30.077	21.192	127.1	14.973	114.5	20:06.242
11 -	5:57.770	20.557	126.4	14.986	114.7	6:33.313	32 -	16.966	21.024	126.6	14.833	115.1	52.823
12 -	16.590	19.868	126.9	14.730	114.3	51.188	33 -	16.960	20.440	128.3	14.780	113.9	52.180
13 -	16.474	20.345	124.5	14.725	115.1	51.544	34 -	16.577	20.964	127.3	14.827	113.7	52.368
14 -	16.500	19.684	127.3	14.757	115.3	50.941	35 -	16.709	20.591	126.1	14.817	115.3	52.117
15 -	16.920	20.700	123.4	18.377	38.2	55.997	36 -	17.044	21.213	126.1	15.151	114.1	53.408
16 -	2:28.104	21.532	114.1	15.169	114.7	3:04.805	37 -	17.245	20.245	127.8	14.749	114.1	52.239
17 -	16.310	20.993	126.4	14.728	115.3	52.031	38 -	16.951	20.310	129.3	15.013	111.7	52.274
18 -	17.837	20.192	126.6	14.636	115.1	52.665	39 -	17.398	21.882	126.6	15.317	113.4	54.597
19 -	16.367	19.868	127.6	14.676	115.5	50.911	40 -	16.917	20.445	128.6	14.714	113.9	52.076
20 -	17.059	20.198	128.1	16.848	38.2	54.105	41 -	16.753	21.212	126.6	14.752	114.7	52.717
21 -	2:45.459	22.337	126.1	15.224	113.4	3:23.020	42 -	17.139	20.517	128.6	14.685	115.3	52.341
3		LESTER-DAUDI				GT3 Hector Lester							
1 -	Out	24.562	117.9	17.039	110.4	1:02.364	19 -	16.915	20.706	124.5	15.180	111.1	52.801
2 -	18.949	21.727	124.0	15.206	111.8	55.882	20 -	17.333	21.587	124.5	15.159	111.5	54.079
3 -	18.000	21.106	125.2	14.965	112.4	54.071	21 -	16.823	20.774	126.1	14.849	112.4	52.446
4 -	16.826	20.564	123.6	14.995	112.2	52.385	22 -	16.720	20.590	124.7	15.058	111.1	52.368
5 -	16.697	20.085	124.7	14.741	112.6	51.523	23 -	16.875	20.479	125.2	15.023	111.7	52.377
6 -	16.543	19.938	126.4	14.641	112.8	51.122	24 -	16.669	20.787	125.0	19.652	42.6	57.108
7 -	16.425	19.935	122.0	14.747	111.7	51.107	25 -	20:40.870	21.026	124.3	15.304	113.7	21:17.200
8 -	16.394	20.173	123.8	15.802	112.0	52.369	26 -	16.415	20.255	125.2	14.639	113.6	51.309
9 -	10:40.812	20.611	124.3	15.012	110.9	11:16.435	27 -	16.288	19.827	125.7	14.727	113.9	50.842
10 -	16.653	20.204	125.7	14.642	111.7	51.499	28 -	16.237	20.309	120.7	14.709	113.9	51.255
11 -	16.601	19.753	125.9	14.845	111.7	51.199	29 -	16.479	20.116	127.8	14.804	113.4	51.399
12 -	16.559	19.858	125.9	14.858	112.0	51.275	30 -	16.496	19.955	126.6	14.804	112.6	51.255
13 -	16.520	19.897	125.9	14.806	113.6	51.223	31 -	16.904	20.785	127.1	14.980	112.4	52.669
14 -	16.351	20.451	125.0	14.864	112.6	51.666	32 -	16.514	20.403	122.7	14.898	112.8	51.815
15 -	17.116	20.483	126.1	16.202	41.9	53.801	33 -	16.520	19.818	126.9	14.816	113.2	51.154
16 -	4:09.832	22.424	122.0	15.289	110.9	4:47.545	34 -	16.473	19.897	127.1	14.899	112.0	51.269

Knockhill  
Circuit Length = 1.2713 miles  
Start: 15:34 End: 16:42

# Avon Tyres British GT Championship

## PRACTICE 2 - SECTOR ANALYSIS

17 -	16.982	20.769	123.6	15.189	110.7	52.940	35 -	16.448	19.842	125.9	14.667	112.6	50.957											
18 -	16.872	20.587	123.6	15.275	111.3	52.734	36 -	16.495	19.770	126.6	14.813	112.6	51.078											
<b>5</b>	<b>WILKINS-SCOTT</b>												<b>GT3 Craig Wilkins</b>											
1 -	Out	25.846	114.7	19.459	105.7	1:06.309	18 -	16.781	20.352	127.1	15.505	113.4	52.638											
2 -	19.970	22.131	124.0	17.207	92.8	59.308	19 -	16.639	20.560	127.1	15.337	113.4	52.536											
3 -	20.221	20.965	126.6	15.281	114.5	56.467	20 -	16.634	20.521	126.6	15.303	114.1	52.458											
4 -	16.885	20.076	127.3	15.138	113.9	52.099	21 -	16.605	20.355	127.3	15.425	112.6	52.385											
5 -	16.522	19.830	<b>128.1</b>	14.961	<b>114.7</b>	51.313	22 -	16.747	20.332	126.6	15.356	113.6	52.435											
6 -	19.437	25.699	122.7	15.997	114.5	1:01.133	23 -	17.087	23.225	122.0	18.472	36.7	58.784											
7 -	16.552	19.864	<b>128.1</b>	15.117	112.8	51.533	24 -	4:05.389	20.552	126.9	15.368	113.4	4:41.309											
8 -	18.389	23.971	95.7	20.723	35.9	1:03.083	25 -	20:10.188	21.536	125.2	16.171	111.8	20:47.895											
9 -	9:31.854	20.782	126.1	15.811	111.8	10:08.447	26 -	17.710	21.735	124.0	15.408	113.6	54.853											
10 -	16.952	20.460	127.3	15.048	<b>114.7</b>	52.460	27 -	16.662	20.391	126.9	15.273	114.1	52.326											
11 -	16.885	20.188	127.3	15.007	114.1	52.080	28 -	16.693	20.381	127.1	15.264	113.4	52.338											
12 -	16.410	19.815	127.6	14.949	113.9	51.174	29 -	16.644	22.008	123.8	18.846	31.3	57.498											
13 -	<b>16.798</b>	19.832	127.1	<b>14.912</b>	<b>114.7</b>	<b>50.942</b>	30 -	1:21.681	23.487	125.9	15.226	113.7	2:00.394											
14 -	16.361	<b>19.767</b>	127.6	15.002	113.9	51.130	31 -	16.699	20.466	126.9	15.056	113.9	52.221											
15 -	16.972	20.108	126.4	17.888	38.0	54.968	32 -	16.800	20.186	127.1	15.085	113.9	52.071											
16 -	2:07.267	21.304	124.3	15.374	113.2	2:43.945	33 -	16.572	20.054	127.3	15.053	113.9	51.679											
17 -	16.871	20.327	126.9	15.230	113.6	52.428	34 -	16.657	19.990	<b>128.1</b>	15.101	113.9	51.748											
<b>7</b>	<b>ASHBURN-GEDDIE</b>												<b>GT3 Trackspeed</b>											
1 -	Out	22.170	120.1	16.797	107.9	57.546	13 -	<b>16.283</b>	19.705	124.5	15.223	101.4	51.211											
2 -	17.542	21.662	119.2	15.781	110.4	54.985	14 -	16.514	<b>19.581</b>	124.5	<b>14.697</b>	111.1	<b>50.792</b>											
3 -	17.023	20.150	122.7	15.081	111.3	52.254	15 -	16.394	19.934	123.6	16.988	49.0	53.316											
4 -	16.780	20.119	123.6	15.081	111.1	51.980	16 -	4:26.280	19.963	123.8	15.084	110.7	5:01.327											
5 -	16.991	19.897	123.8	15.152	110.6	52.040	17 -	16.383	19.718	123.4	14.827	111.3	50.928											
6 -	16.578	19.829	123.8	15.065	110.9	51.472	18 -	16.288	19.923	120.7	16.288	107.9	52.499											
7 -	16.741	20.045	123.1	17.247	52.8	54.033	19 -	16.625	19.821	124.0	16.209	53.9	52.655											
8 -	2:32.099	24.186	111.7	17.430	104.7	3:13.715	20 -	3:31.564	22.069	110.6	17.950	110.0	4:11.583											
9 -	5:08.225	22.838	121.8	15.823	110.4	5:46.886	21 -	17.094	20.943	122.2	15.066	110.6	53.103											
10 -	16.637	20.947	121.4	14.966	110.6	52.550	22 -	17.013	20.525	123.8	15.243	110.4	52.781											
11 -	16.503	19.925	123.8	14.918	110.9	51.346	23 -	17.195	21.483	121.6	15.323	109.7	54.001											
12 -	16.891	19.584	<b>125.4</b>	14.789	<b>111.7</b>	51.264	24 -	16.860	20.920	120.9	50.828	42.1	1:28.608											
<b>10</b>	<b>WARREN-FERRIER</b>												<b>GT3 Chad Racing</b>											
1 -	Out	23.234	121.4	16.788	109.3	59.012	13 -	16.874	20.601	125.7	14.931	112.6	52.406											
2 -	17.770	22.514	105.0	16.364	111.8	56.648	14 -	16.848	20.246	127.3	14.932	<b>113.9</b>	<b>52.026</b>											
3 -	17.098	20.513	125.2	15.227	113.4	52.838	15 -	17.328	20.644	126.4	15.169	112.0	53.141											
4 -	17.030	20.265	125.9	15.038	113.0	52.333	16 -	16.976	20.751	126.1	15.002	112.4	52.729											
5 -	17.727	21.439	125.7	15.087	112.6	54.253	17 -	16.895	20.430	127.1	15.247	112.6	52.572											
6 -	16.786	20.344	<b>127.6</b>	15.175	113.0	52.305	18 -	16.703	20.306	127.1	15.172	112.6	52.181											
7 -	17.694	<b>20.130</b>	125.9	16.998	39.9	54.822	19 -	16.956	20.444	126.6	14.979	112.6	52.379											
8 -	8:31.783	24.879	120.1	16.494	109.8	9:13.156	20 -	16.749	20.457	126.6	15.191	112.6	52.397											
9 -	19.579	23.658	120.5	15.765	111.1	59.002	21 -	16.989	21.452	125.9	18.049	106.4	56.490											
10 -	18.241	22.778	112.2	15.690	112.6	56.709	22 -	17.833	22.135	111.8	17.020	47.3	56.988											
11 -	17.342	20.779	125.7	<b>14.865</b>	112.2	52.986	23 -	7:30.572	20.463	125.9	15.574	112.8	8:06.609											
12 -	17.101	20.308	126.6	15.012	112.0	52.421																		
<b>11</b>	<b>GARRIZ-BALBIANI</b>												<b>GT3 Chad Racing</b>											
1 -	Out	25.363	88.7	18.683	75.3	1:04.054	17 -	16.778	20.434	124.5	15.412	108.8	52.624											
2 -	21.508	22.932	90.3	16.721	107.7	1:01.161	18 -	17.407	20.566	124.0	15.442	109.1	53.415											
3 -	17.451	20.970	122.0	18.354	100.3	56.775	19 -	16.684	20.492	124.0	15.459	106.9	52.635											
4 -	17.436	20.456	122.7	15.315	108.1	53.207	20 -	16.891	20.923	121.8	15.539	106.7	53.353											
5 -	16.691	20.137	122.7	15.199	109.3	52.027	21 -	16.827	20.945	121.1	15.400	107.7	53.172											
6 -	16.644	20.139	122.7	15.465	107.7	52.248	22 -	16.785	20.432	121.8	15.532	106.9	52.749											
7 -	16.622	<b>20.021</b>	122.2	15.363	107.9	<b>52.006</b>	23 -	16.698	20.635	122.2	15.451	106.5	52.784											
8 -	18.752	22.728	113.4	15.907	108.4	57.387	24 -	16.651	20.731	114.5	15.692	106.0	53.074											
9 -	16.741	20.593	120.7	15.241	108.4	52.575	25 -	16.921	20.761	121.6	15.752	104.5	53.434											
10 -	<b>16.423</b>	20.513	122.2	<b>15.150</b>	108.8	52.086	26 -	17.012	20.964	122.2	15.625	107.0	53.601											
11 -	9:05.379	22.171	122.5	15.313	109.5	9:42.863	27 -	16.672	20.743	120.1	20.050	35.2	57.465											
12 -	16.931	20.722	124.3	15.317	108.8	52.970	28 -	23:24.000	22.484	113.6	15.542	108.9	24:02.026											
13 -	16.940	20.817	124.0	15.469	108.6	53.226	29 -	16.875	20.576	124.0	15.396	109.1	52.847											

Knockhill  
Circuit Length = 1.2713 miles  
Start: 15:34 End: 16:42

# Avon Tyres British GT Championship

## PRACTICE 2 - SECTOR ANALYSIS

14 -	17.701	20.627	124.5	15.415	109.5	53.743	30 -	16.549	20.421	123.8	15.475	109.5	52.445											
15 -	16.744	20.769	124.3	15.606	107.4	53.119	31 -	17.091	20.645	<b>125.2</b>	15.256	<b>110.4</b>	52.992											
16 -	17.032	38.181	97.8	15.787	107.0	1:11.000																		
<b>12</b>	<b>BURTON-WILCOX</b>												<b>GT3 Phil Burton</b>											
1 -	Out	22.653	124.0	17.636	102.0	58.864	21 -	16.281	19.767	128.6	14.628	114.9	50.676											
2 -	18.390	20.877	122.5	15.064	114.1	54.331	22 -	17.397	20.058	127.8	15.021	<b>115.7</b>	52.476											
3 -	16.940	20.335	127.3	14.767	114.9	52.042	23 -	<b>16.129</b>	<b>19.666</b>	128.3	<b>14.497</b>	<b>115.7</b>	<b>50.292</b>											
4 -	16.402	20.082	128.1	14.826	114.1	51.310	24 -	16.302	19.950	128.3	16.998	30.0	53.250											
5 -	16.475	19.970	127.1	14.879	114.3	51.324	25 -	2:39.667	20.888	128.3	15.075	114.9	3:15.630											
6 -	16.667	20.078	127.1	14.773	113.6	51.518	26 -	16.904	20.416	129.3	15.488	113.9	52.808											
7 -	16.510	20.994	127.8	14.970	113.9	52.474	27 -	16.713	20.446	128.6	16.383	110.6	53.542											
8 -	17.239	20.439	124.7	15.659	112.8	53.337	28 -	17.209	22.277	118.6	18.214	40.3	57.700											
9 -	16.422	20.128	126.4	14.685	113.6	51.235	29 -	20:01.105	21.542	125.4	15.374	113.7	20:38.021											
10 -	16.445	20.122	127.1	14.679	114.1	51.246	30 -	17.298	20.367	128.3	14.737	113.7	52.402											
11 -	16.486	20.619	126.4	17.702	32.9	54.807	31 -	16.628	20.125	129.3	14.685	114.7	51.438											
12 -	6:04.570	25.918	93.7	17.721	100.8	6:48.209	32 -	16.400	20.147	129.3	14.582	115.1	51.129											
13 -	18.542	21.450	125.4	15.960	109.1	55.952	33 -	16.368	20.113	129.6	14.928	113.7	51.409											
14 -	17.070	20.293	126.6	14.769	115.5	52.132	34 -	16.798	20.091	129.3	14.856	112.2	51.745											
15 -	16.306	19.752	128.6	14.604	114.5	50.662	35 -	16.501	20.010	129.6	14.671	113.0	51.182											
16 -	16.280	19.765	127.1	14.704	114.1	50.749	36 -	16.479	20.121	<b>129.8</b>	14.744	114.5	51.344											
17 -	16.198	19.671	128.3	14.537	114.7	50.406	37 -	16.897	21.192	125.0	15.660	114.1	53.749											
18 -	16.185	19.735	128.8	16.842	31.3	52.762	38 -	17.220	20.243	<b>129.8</b>	14.807	113.7	52.270											
19 -	3:57.368	22.231	109.5	15.349	115.1	4:34.948	39 -	16.639	21.159	128.1	14.833	115.1	52.631											
20 -	16.170	19.696	127.8	14.634	113.9	50.500	40 -	16.711	20.461	129.6	14.918	115.5	52.090											
<b>21</b>	<b>HYMAN-BROWN</b>												<b>GT3 Chad Racing</b>											
1 -	Out	24.171	119.4	17.359	108.1	1:01.243	21 -	16.427	20.243	125.7	15.800	109.7	52.470											
2 -	18.508	21.395	123.6	16.162	110.0	56.065	22 -	16.710	21.052	125.2	15.080	113.0	52.842											
3 -	17.522	20.737	125.4	15.359	113.6	53.618	23 -	16.618	20.240	126.1	14.917	112.2	51.775											
4 -	16.927	20.342	125.7	14.935	112.6	52.204	24 -	16.354	20.274	126.1	15.016	111.1	51.644											
5 -	16.757	20.132	126.6	14.897	113.4	51.786	25 -	16.351	20.137	125.4	14.961	112.2	51.449											
6 -	18.343	20.432	126.1	15.013	112.2	53.788	26 -	16.509	20.209	125.9	15.061	112.0	51.779											
7 -	16.555	19.962	125.2	14.795	112.2	51.312	27 -	16.672	20.680	127.1	15.081	111.3	52.433											
8 -	16.462	20.609	125.7	15.152	113.2	52.223	28 -	17.012	20.756	126.9	17.391	33.8	55.159											
9 -	16.377	20.694	123.8	15.449	111.5	52.520	29 -	23:19.598	20.789	126.4	15.083	112.2	23:55.470											
10 -	16.549	21.552	119.0	18.631	35.6	56.732	30 -	16.763	20.235	125.2	14.826	112.0	51.824											
11 -	7:23.649	21.108	126.1	15.442	111.8	8:00.199	31 -	16.418	20.093	126.4	14.790	<b>114.3</b>	51.301											
12 -	16.578	19.944	127.3	14.762	113.2	51.284	32 -	<b>16.203</b>	20.250	126.9	14.873	111.7	51.326											
13 -	17.274	19.861	<b>127.8</b>	15.075	112.6	52.210	33 -	16.511	20.202	125.9	14.901	112.8	51.614											
14 -	16.303	19.963	126.1	14.854	113.2	51.120	34 -	16.367	20.072	126.4	15.142	111.7	51.581											
15 -	16.347	19.927	126.6	14.752	113.0	51.026	35 -	16.420	20.877	125.4	15.103	113.0	52.400											
16 -	16.381	<b>19.745</b>	126.9	14.813	113.4	<b>50.939</b>	36 -	16.577	20.052	127.1	15.974	91.6	52.603											
17 -	16.592	19.988	126.4	18.790	33.6	55.370	37 -	21.188	25.839	76.0	20.100	113.4	1:07.127											
18 -	2:45.655	20.821	125.0	15.296	112.8	3:21.772	38 -	16.250	19.973	127.6	14.825	112.4	51.048											
19 -	16.890	20.222	126.4	<b>14.730</b>	113.4	51.842	39 -	16.423	20.046	127.6	15.055	113.2	51.524											
20 -	16.626	20.232	126.9	14.831	112.6	51.689																		
<b>44</b>	<b>HARVEY-BUTCHER</b>												<b>G4 ABG Motorsport</b>											
1 -	Out	27.473	88.7	20.287	81.5	1:09.121	20 -	18.048	21.571	106.5	16.590	91.8	56.209											
2 -	21.612	25.135	72.7	22.144	73.1	1:08.891	21 -	18.601	21.923	106.9	16.634	91.9	57.158											
3 -	21.370	25.753	83.5	18.192	91.9	1:05.315	22 -	18.931	21.510	<b>108.6</b>	16.629	91.9	57.070											
4 -	18.583	21.864	106.5	16.679	92.3	57.126	23 -	19.434	21.817	105.2	16.598	92.1	57.849											
5 -	20.214	21.547	105.4	16.573	93.1	58.334	24 -	17.850	<b>21.164</b>	107.7	16.272	92.6	<b>55.286</b>											
6 -	17.852	21.282	106.0	16.520	92.7	55.654	25 -	17.888	21.529	107.4	16.443	92.4	55.860											
7 -	18.482	29.280	93.6	18.107	92.3	1:05.869	26 -	17.863	21.654	100.5	24.898	32.7	1:04.415											
8 -	18.765	24.505	90.9	17.368	92.6	1:00.638	27 -	3:45.192	22.515	104.9	17.041	<b>93.9</b>	4:24.748											
9 -	17.852	21.817	107.2	17.902	42.3	57.571	28 -	18.574	23.920	78.6	18.551	<b>93.9</b>	1:01.045											
10 -	4:55.698	23.644	105.8	17.273	90.4	5:36.615	29 -	17.983	21.302	107.5	16.517	92.8	55.802											
11 -	18.388	22.058	107.0	16.817	89.6	57.263	30 -	<b>20:05.546</b>	25.280	87.5	19.104	78.6	20:49.930											
12 -	18.243	21.692	107.0	16.376	92.1	56.311	31 -	21.562	25.396	87.5	18.687	81.5	1:05.645											
13 -	18.151	21.716	107.4	16.612	91.8	56.479	32 -	20.211	22.277	107.0	16.540	93.2	59.028											
14 -	19.351	22.160	94.1	19.323	92.2	1:00.834	33 -	18.225	21.866	102.0	16.477	93.3	56.568											
15 -	18.019	21.396	107.5	16.589	91.8	56.004	34 -	17.863	21.227	107.7	17.783	41.7	56.873											

Knockhill  
Circuit Length = 1.2713 miles  
Start: 15:34 End: 16:42

# Avon Tyres British GT Championship

## PRACTICE 2 - SECTOR ANALYSIS

16 -	18.110	21.328	107.4	16.555	91.8	55.993	35 -	2:41.754	21.951	106.4	17.066	92.6	3:20.771
17 -	19.385	21.737	104.5	16.394	92.6	57.516	36 -	18.054	21.246	107.4	16.309	92.7	55.609
18 -	17.959	21.840	107.7	16.549	91.8	56.348	37 -	17.810	21.439	107.2	<b>16.270</b>	92.3	55.519
19 -	17.888	21.416	107.5	16.707	90.7	56.011							
<b>47</b>	<b>SMED-FREKE</b>			<b>G4 Century Motorsport</b>									
1 -	Out	26.894	102.5	19.099	97.1	1:08.301	19 -	18.767	23.460	111.1	16.823	98.8	59.050
2 -	21.259	28.908	97.0	19.553	98.4	1:09.720	20 -	18.304	22.628	110.6	16.907	98.1	57.839
3 -	20.101	24.648	110.6	17.874	98.5	1:02.623	21 -	18.258	22.688	110.9	17.001	98.1	57.947
4 -	19.746	24.675	108.2	17.812	98.4	1:02.233	22 -	19.096	22.668	111.3	16.869	98.8	58.633
5 -	4:49.932	25.439	109.5	18.145	98.5	5:33.516	23 -	18.548	22.973	111.1	17.025	98.7	58.546
6 -	19.381	24.208	109.5	17.109	98.8	1:00.698	24 -	18.783	25.177	109.8	21.755	40.7	1:05.715
7 -	19.214	23.132	110.9	16.682	98.0	59.028	25 -	19:22.777	23.021	109.3	18.868	36.0	20:04.666
8 -	18.901	22.949	111.1	16.911	<b>99.4</b>	58.761	26 -	31.843	21.700	110.0	15.978	99.1	1:09.521
9 -	18.631	22.710	111.1	17.060	98.5	58.401	27 -	17.761	21.322	109.8	<b>15.872</b>	99.1	54.955
10 -	18.624	22.804	111.3	16.660	98.4	58.088	28 -	18.090	22.610	110.9	15.940	99.1	56.640
11 -	18.446	23.032	111.3	17.124	98.7	58.602	29 -	19.591	22.403	110.6	16.028	98.1	58.022
12 -	18.959	22.964	110.9	17.154	98.4	59.077	30 -	17.914	21.153	110.0	16.715	98.0	55.782
13 -	18.541	22.395	<b>111.5</b>	16.868	98.5	57.804	31 -	17.769	21.147	110.9	16.278	98.3	55.194
14 -	19.343	24.173	110.0	16.870	98.7	1:00.386	32 -	17.801	22.248	107.9	16.090	98.0	56.139
15 -	18.494	22.803	110.9	17.053	98.0	58.350	33 -	18.591	21.776	109.3	15.995	98.1	56.362
16 -	18.377	22.739	110.9	16.948	97.4	58.064	34 -	17.748	21.133	110.2	16.018	98.1	54.899
17 -	19.827	24.441	109.3	23.401	34.4	1:07.669	35 -	<b>17.624</b>	<b>21.081</b>	110.0	15.885	98.0	<b>54.590</b>
18 -	3:34.543	24.036	109.7	17.286	98.7	4:15.865							
<b>48</b>	<b>STANLEY-DICK</b>			<b>G4 Christian Dick</b>									
1 -	Out	23.643	109.5	17.803	97.1	1:00.900	5 -	<b>17.937</b>	<b>21.578</b>	110.9	<b>15.923</b>	97.8	<b>55.438</b>
2 -	21.138	23.995	108.6	16.902	<b>98.0</b>	1:02.035	6 -	19.773	22.355	110.9	16.092	97.7	58.220
3 -	18.297	22.311	110.7	16.116	97.5	56.724	7 -	19.009	43.610	51.8	28.211	32.1	1:30.830
4 -	18.139	21.627	<b>111.1</b>	16.257	97.1	56.023							
<b>49</b>	<b>YUSUF-OSBORNE</b>			<b>G4 Team Osborne Racing</b>									
1 -	Out	27.766	94.1	21.233	90.0	1:10.743	20 -	18.155	22.693	109.8	17.479	97.3	58.327
2 -	21.400	25.091	105.5	18.785	50.0	1:05.276	21 -	18.488	22.531	108.9	16.483	96.6	57.502
3 -	4:27.811	25.027	107.2	18.615	93.5	5:11.453	22 -	18.376	22.236	109.3	16.597	96.6	57.209
4 -	19.605	24.822	108.8	17.112	96.7	1:01.539	23 -	18.660	22.934	110.0	16.457	96.3	58.051
5 -	18.489	24.498	109.8	17.776	47.7	1:00.763	24 -	18.795	22.563	110.4	16.394	97.0	57.752
6 -	4:32.271	22.272	109.7	16.523	97.5	5:11.066	25 -	18.784	22.653	108.2	16.850	97.0	58.287
7 -	17.933	21.576	110.6	16.211	96.8	55.720	26 -	19.058	22.691	108.9	17.360	96.3	59.109
8 -	17.874	21.385	111.1	<b>16.093</b>	97.1	55.352	27 -	18.344	23.575	108.6	16.799	94.0	58.718
9 -	17.732	21.463	110.9	16.275	<b>97.7</b>	55.470	28 -	19:58.488	23.905	109.1	16.839	96.1	20:39.232
10 -	<b>17.679</b>	<b>21.161</b>	<b>111.3</b>	16.231	97.4	<b>55.071</b>	29 -	18.872	23.328	109.1	16.788	96.0	58.988
11 -	17.802	21.175	110.7	18.091	42.6	57.068	30 -	19.249	23.085	107.5	16.571	96.0	58.905
12 -	48.564	22.069	108.4	17.769	39.9	1:28.402	31 -	18.698	22.755	108.9	16.667	96.0	58.120
13 -	1:23.687	24.213	109.3	17.151	95.3	2:05.051	32 -	18.535	22.641	109.1	16.418	95.9	57.594
14 -	19.320	23.446	110.0	16.468	96.1	59.234	33 -	18.254	22.486	109.5	16.481	96.3	57.221
15 -	18.889	23.046	109.8	16.662	96.1	58.597	34 -	18.110	23.399	108.4	16.771	96.8	58.280
16 -	18.740	22.790	109.3	16.569	96.7	58.099	35 -	18.158	23.178	109.3	17.326	95.5	58.662
17 -	18.800	23.396	108.8	17.324	96.1	59.520	36 -	19.330	22.424	109.7	16.293	97.3	58.047
18 -	18.602	23.462	107.2	16.565	97.1	58.629	37 -	18.261	22.246	110.0	16.582	96.0	57.089
19 -	19.413	22.782	108.9	16.151	97.4	58.346	38 -	18.119	22.131	109.7	16.282	96.8	56.532
<b>55</b>	<b>BIALAN-MASON</b>			<b>G4 Piranha Motorsport</b>									
1 -						57.227	18 -	7:26.553	22.298	116.3	15.954	103.4	8:04.805
2 -						1:00.207	19 -	18.747	21.358	<b>116.9</b>	16.015	101.4	56.120
3 -						56.519	20 -	18.335	22.105	114.9	<b>15.512</b>	<b>105.4</b>	55.952
4 -						56.482	21 -	17.798	21.435	115.7	15.824	102.5	55.057
5 -						56.247	22 -	17.724	<b>21.260</b>	<b>116.9</b>	15.679	103.1	<b>54.663</b>
6 -						56.741	23 -	17.723	22.142	114.7	21.316	28.5	1:01.181
7 -						59.931	24 -	20:28.868	22.485	112.0	16.825	97.4	21:08.178
8 -						7:08.727	25 -	18.459	21.603	111.8	15.907	99.3	55.969
9 -						55.593	26 -	17.964	23.391	107.9	16.072	98.8	57.427
10 -						56.951	27 -	18.851	22.382	112.0	15.952	100.0	57.185
11 -						55.013	28 -	20.521	23.161	116.1	15.774	103.4	59.456

Knockhill  
Circuit Length = 1.2713 miles  
Start: 15:34 End: 16:42

**Avon Tyres British GT Championship**  
**PRACTICE 2 - SECTOR ANALYSIS**

12 -				56.070	29 -	17.625	22.049	115.3	15.657	102.1	55.331		
13 -				57.209	30 -	17.886	21.366	116.1	15.931	103.1	55.183		
14 -				55.419	31 -	17.909	23.365	108.9	15.968	103.4	57.242		
15 -				55.189	32 -	18.339	21.660	116.5	15.713	103.6	55.712		
16 -				55.463	33 -	17.791	21.264	116.1	15.684	103.9	54.739		
17 -				1:01.822	34 -	<i>17.541</i>	21.639	114.5	22.283	35.8	1:01.463		
<b>62</b>	<b>HUNTER-PIERCE</b>				<b>GTC Jamie Hunter Racing</b>								
1 -	Out	30.155	78.8	27.665	37.2	1:23.676	19 -	3:21.252	24.324	111.5	16.488	107.7	4:02.064
2 -	1:08.343	26.156	103.2	18.984	90.1	1:53.483	20 -	17.503	20.942	120.9	15.668	107.0	54.113
3 -	23.321	24.926	111.5	17.942	95.6	1:06.189	21 -	17.245	20.770	120.1	15.849	107.4	53.864
4 -	23.520	23.987	107.5	17.239	106.4	1:04.746	22 -	17.355	21.228	119.8	16.015	107.4	54.598
5 -	18.494	21.611	120.3	16.264	106.9	56.369	23 -	17.455	20.838	120.9	15.720	107.7	54.013
6 -	18.005	25.706	90.7	17.890	107.4	1:01.601	24 -	17.272	21.018	116.7	15.932	107.4	54.222
7 -	18.022	22.751	119.6	15.883	107.2	56.656	25 -	17.299	20.808	120.3	15.693	107.2	53.800
8 -	17.886	23.541	118.1	16.140	106.9	57.567	26 -	17.276	20.822	120.9	15.788	107.5	53.886
9 -	4:58.297	22.697	119.0	16.185	106.5	5:37.179	27 -	17.977	21.177	119.8	16.100	107.4	55.254
10 -	17.998	22.977	119.0	16.312	106.7	57.287	28 -	17.742	20.839	120.7	15.990	107.4	54.571
11 -	17.617	21.197	120.7	15.827	106.2	54.641	29 -	17.366	21.045	120.1	17.157	47.4	55.568
12 -	17.596	21.367	120.7	15.772	107.2	54.735	30 -	20:13.791	22.263	120.5	16.262	106.9	20:52.316
13 -	22.082	22.807	120.7	16.147	106.5	1:01.036	31 -	17.793	20.732	120.1	15.707	<i>107.9</i>	54.232
14 -	17.659	21.043	<i>121.1</i>	15.987	107.4	54.689	32 -	17.473	20.724	120.3	15.738	107.7	53.935
15 -	17.488	21.099	120.3	15.889	107.2	54.476	33 -	17.278	20.611	120.7	15.734	107.7	53.623
16 -	17.448	21.191	119.8	16.315	105.4	54.954	34 -	17.077	21.426	120.3	15.816	106.7	54.319
17 -	17.848	21.083	119.6	16.069	105.2	55.000	35 -	17.352	<i>20.573</i>	<i>121.1</i>	<i>15.562</i>	107.5	<b>53.487</b>
18 -	18.672	23.002	116.1	19.127	41.3	1:00.801	36 -	<i>17.028</i>	38.970	70.5	22.357	45.8	1:18.355

Knockhill  
 Circuit Length = 1.2713 miles  
 Start: 15:34 End: 16:42

# Avon Tyres British GT Championship

## PRACTICE 2 - BEST SECTOR TIMES

SECTOR 1			SECTOR 2			SECTOR 3			IDEAL / BEST COMPARISON						
POS	NO	NAME	TIME	NO	NAME	TIME	NO	NAME	TIME	POS	NO	NAME	IDEAL	BEST	DIFF
1	12	Phil Burton	16.129	1	Preci Spark	19.551	12	Phil Burton	14.497	1	12	Phil Burton	50.292	50.292	0.000
2	1	Preci Spark	16.166	7	Trackspeed	19.581	1	Preci Spark	14.599	2	1	Preci Spark	50.316	50.416	0.100
3	5	Craig Wilkins	16.198	12	Phil Burton	19.666	2	Mtech	14.620	3	7	Trackspeed	50.561	50.792	0.231
4	21	Chad Racing	16.203	2	Mtech	19.684	3	Hector Lester	14.639	4	2	Mtech	50.614	50.911	0.297
5	3	Hector Lester	16.237	21	Chad Racing	19.745	7	Trackspeed	14.697	5	3	Hector Lester	50.629	50.842	0.213
6	7	Trackspeed	16.283	3	Hector Lester	19.753	21	Chad Racing	14.730	6	21	Chad Racing	50.678	50.939	0.261
7	2	Mtech	16.310	5	Craig Wilkins	19.767	10	Chad Racing	14.865	7	5	Craig Wilkins	50.877	50.942	0.065
8	10	Chad Racing	16.333	11	Chad Racing	20.021	5	Craig Wilkins	14.912	8	10	Chad Racing	51.328	52.026	0.698
9	11	Chad Racing	16.423	10	Chad Racing	20.130	11	Chad Racing	15.150	9	11	Chad Racing	51.594	52.006	0.412
10	62	Jamie Hunter Racing	17.028	62	Jamie Hunter Racing	20.573	55	Piranha Motorsport	15.512	10	62	Jamie Hunter Racir	53.163	53.487	0.324
11	55	Piranha Motorsport	17.541	47	Century Motorsport	21.081	62	Jamie Hunter Racing	15.562	11	55	Piranha Motorsport	54.313	54.663	0.350
12	47	Century Motorsport	17.624	49	Team Osborne Raci	21.161	47	Century Motorsport	15.872	12	47	Century Motorsport	54.577	54.590	0.013
13	49	Team Osborne Raci	17.679	44	ABG Motorsport	21.164	48	Christian Dick	15.923	13	49	Team Osborne Rac	54.933	55.071	0.138
14	44	ABG Motorsport	17.752	55	Piranha Motorsport	21.260	49	Team Osborne Raci	16.093	14	44	ABG Motorsport	55.186	55.286	0.100
15	48	Christian Dick	17.937	48	Christian Dick	21.578	44	ABG Motorsport	16.270	15	48	Christian Dick	55.438	55.438	0.000
													<b>Perfect Lap</b>	<b>50.177</b>	

Knockhill  
 Circuit Length = 1.2713 miles  
 Start: 15:34 End: 16:42

**Avon Tyres British GT Championship**  
**PRACTICE 2 - SPEED TRAPS**

SECTOR 1				SECTOR 2			FINISH LINE		
POS	NO	NAME	MPH	NO	NAME	MPH	NO	NAME	MPH
1				12	BURTON-WILCOX	129.8	2	CAMERON-GRIFFIN	115.7
2				2	CAMERON-GRIFFIN	129.3	12	BURTON-WILCOX	115.7
3				1	JONES-JONES	128.3	5	WILKINS-SCOTT	114.7
4				5	WILKINS-SCOTT	128.1	21	HYMAN-BROWN	114.3
5				3	LESTER-DAOUDI	127.8	1	JONES-JONES	113.9
6				21	HYMAN-BROWN	127.8	3	LESTER-DAOUDI	113.9
7				10	WARREN-FERRIER	127.6	10	WARREN-FERRIER	113.9
8				7	ASHBURN-GEDDIE	125.4	7	ASHBURN-GEDDIE	111.7
9				11	GARRIZ-BALBIANI	125.2	11	GARRIZ-BALBIANI	110.4
10				62	HUNTER-PIERCE	121.1	62	HUNTER-PIERCE	107.9
11				55	BIALAN-MASON	116.9	55	BIALAN-MASON	105.4
12				47	SMED-FREKE	111.5	47	SMED-FREKE	99.4
13				49	YUSUF-OSBORNE	111.3	48	STANLEY-DICK	98.0
14				48	STANLEY-DICK	111.1	49	YUSUF-OSBORNE	97.7
15				44	HARVEY-BUTCHER	108.6	44	HARVEY-BUTCHER	93.9

Knockhill  
 Circuit Length = 1.2713 miles  
 Start: 15:34 End: 16:42

# Avon Tyres British GT Championship

## QUALIFYING - RACE 1 - ROUND 3 - CLASSIFICATION

POS	NO	CL	TEAM / DRIVERS	CAR	TIME	ON	LAPS	GAP	DIFF	MPH
1	1	GT3	<b>Preci Spark</b> David JONES / Godfrey JONES	Ascarì KZ1R GT3	<b>50.802</b>	17	17			90.09
2	21	GT3	<b>Chad Racing</b> Chris HYMAN / Dan BROWN	Ferrari 430 Scuderia GT3	<b>51.195</b>	17	17	<b>0.393</b>	0.393	89.39
3	12	GT3	<b>Phil Burton</b> Phil BURTON / Adam WILCOX	Ferrari 430 Scuderia GT3	<b>51.369</b>	10	17	<b>0.567</b>	0.174	89.09
4	7	GT3	<b>Trackspeed</b> David ASHBURN / Glynn GEDDIE	Porsche 997 GT3R	<b>51.462</b>	12	15	<b>0.660</b>	0.093	88.93
5	11	GT3	<b>Chad Racing</b> Juan GARRIZ / Jose BALBIANI	Ferrari 430 GT3	<b>51.804</b>	13	16	<b>1.002</b>	0.342	88.34
6	2	GT3	<b>Mtech</b> Duncan CAMERON / Matt GRIFFIN	Ferrari 430 Scuderia GT3	<b>51.901</b>	9	12	<b>1.099</b>	0.097	88.18
7	10	GT3	<b>Chad Racing</b> Paul WARREN / Tom FERRIER	Ferrari 430 Scuderia GT3	<b>51.997</b>	16	16	<b>1.195</b>	0.096	88.01
8	3	GT3	<b>Hector Lester</b> Hector LESTER / Stephane DAOUDI	Ferrari 430 Scuderia GT3	<b>52.345</b>	8	8	<b>1.543</b>	0.348	87.43
9	62	GTC	<b>Jamie Hunter Racing</b> Derek PIERCE / Steve HUNTER	Porsche 997	<b>53.522</b>	7	13	<b>2.720</b>	1.177	85.51
10	5	GT3	<b>Craig Wilkins</b> Craig WILKINS / Aaron SCOTT	Viper Competition Coupe	<b>53.917</b>	6	8	<b>3.115</b>	0.395	84.88
11	48	G4	<b>Christian Dick</b> Jamie STANLEY / Christian DICK	Ginetta G50	<b>55.013</b>	11	14	<b>4.211</b>	1.096	83.19
12	55	G4	<b>Piranha Motorsport</b> Chris BIALAN / Simon MASON	Lotus 2-Eleven	<b>55.342</b>	9	13	<b>4.540</b>	0.329	82.69
13	44	G4	<b>ABG Motorsport</b> Benjamin HARVEY / Rory BUTCHER	KTM X Bow	<b>56.715</b>	11	12	<b>5.913</b>	1.373	80.69
14	49	G4	<b>Team Osborne Racing</b> Osman YUSUF / Joe OSBORNE	Ginetta G50	<b>57.367</b>	12	14	<b>6.565</b>	0.652	79.78
15	47	G4	<b>Century Motorsport</b> Vibe SMED / Nathan FREKE	Ginetta G50	<b>58.363</b>	13	14	<b>7.561</b>	0.996	78.41

Weather / Track : Cloudy / Dry

These results are provisional until the conclusion of any judicial and technical matters.

Knockhill

Circuit Length = 1.2713 miles

Start: 08:52 End: 09:09

Race Director :	Stewards :	Timekeeper :
-----------------	------------	--------------

# Avon Tyres British GT Championship

## QUALIFYING - RACE 1 - ROUND 3 - SECTOR ANALYSIS

1		JONES-JONES				GT3 Preci Spark							
1-	Out	27.929	106.0	17.999	108.4	1:07.325	10-	16.285	20.387	126.1	14.712	114.7	51.384
2-	21.403	23.336	121.1	16.511	112.0	1:01.250	11-	16.773	22.771	122.5	15.093	114.7	54.637
3-	18.236	22.990	124.3	15.751	113.7	56.977	12-	17.380	21.456	114.9	15.555	114.5	54.391
4-	18.232	23.177	108.2	15.633	114.3	57.042	13-	16.371	19.994	125.2	14.721	113.9	51.086
5-	17.210	21.012	125.2	15.187	114.1	53.409	14-	18.256	27.090	67.0	17.103	114.3	1:02.449
6-	16.981	20.778	125.2	14.989	114.5	52.748	15-	19.014	23.312	99.4	19.729	114.7	1:02.055
7-	16.706	20.630	125.9	15.294	113.0	52.630	16-	17.004	23.641	84.4	16.028	115.1	56.673
8-	16.516	20.345	125.2	14.900	114.3	51.761	17-	16.278	19.869	126.1	14.655	115.1	50.802
9-	16.451	20.067	126.1	14.440	114.5	50.958							
2		CAMERON-GRIFFIN				GT3 Mtech							
1-	Out	31.241	64.1	19.276	106.7	1:13.839	7-	17.662	21.200	127.1	15.609	110.4	54.471
2-	20.360	27.697	89.1	17.428	113.0	1:05.485	8-	16.737	20.424	127.3	14.920	114.5	52.081
3-	18.390	24.568	87.3	17.288	108.4	1:00.246	9-	16.652	20.479	128.3	14.770	115.3	51.901
4-	17.578	21.333	126.1	15.209	114.1	54.120	10-	16.746	20.760	127.8	15.010	115.5	52.516
5-	16.959	20.791	126.1	15.114	115.3	52.864	11-	16.524	20.983	108.2	16.215	115.3	53.722
6-	16.944	21.067	127.1	15.334	114.3	53.345	12-	16.475	20.379	127.8	15.055	112.0	51.909
3		LESTER-DAOUDI				GT3 Hector Lester							
1-	Out	32.881	71.5	20.864	85.4	1:17.795	5-	17.514	21.403	124.5	15.596	87.5	54.513
2-	22.201	27.513	95.1	22.362	32.9	1:12.076	6-	36.003	51.936	34.6	35.396	33.5	2:03.335
3-	3:22.544	24.841	117.1	16.366	110.6	4:03.751	7-	3:18.676	21.643	124.3	15.209	112.8	3:55.528
4-	19.407	23.721	122.9	15.725	111.7	58.853	8-	16.800	20.431	125.7	15.114	111.8	52.345
5		WILKINS-SCOTT				GT3 Craig Wilkins							
1-	Out	31.496	98.7	21.809	63.2	1:16.205	5-	17.832	23.762	122.5	15.818	114.3	57.412
2-	25.440	28.047	101.8	18.170	107.7	1:11.657	6-	16.956	21.162	126.1	15.799	112.8	53.917
3-	20.045	25.283	117.9	17.736	110.4	1:03.064	7-	17.125	21.146	126.1	15.698	113.4	53.969
4-	18.348	23.214	118.1	16.637	113.0	58.199	8-	18.117	22.107	124.3	19.221	33.2	59.445
7		ASHBURN-GEDDIE				GT3 Trackspeed							
1-	Out	30.644	60.7	21.650	89.7	1:14.304	9-	16.510	29.986	88.1	18.981	112.0	1:05.477
2-	20.964	24.191	108.9	16.772	104.9	1:01.927	10-	16.752	23.582	75.9	20.178	112.0	1:00.512
3-	18.389	26.455	48.6	20.828	110.4	1:05.672	11-	20.511	26.744	104.4	15.721	112.0	1:02.976
4-	17.089	21.135	120.7	15.309	111.1	53.533	12-	16.398	20.113	122.9	14.951	112.2	51.462
5-	16.632	20.626	122.5	15.018	111.5	52.276	13-	16.454	23.889	80.0	20.486	112.4	1:00.829
6-	16.494	20.446	123.1	15.070	111.5	52.010	14-	16.355	20.374	123.6	15.553	111.3	52.282
7-	16.324	20.263	123.1	15.154	112.0	51.741	15-	18.733	22.699	111.5	18.010	43.9	59.442
8-	16.502	23.643	70.1	18.556	111.1	58.701							
10		WARREN-FERRIER				GT3 Chad Racing							
1-	Out	29.666	69.6	22.494	47.5	1:23.879	9-	16.944	20.637	127.3	14.980	114.5	52.561
2-	53.316	26.449	107.5	18.459	79.0	1:38.224	10-	16.730	20.680	126.9	16.299	111.1	53.709
3-	21.613	23.580	118.6	15.736	113.7	1:00.929	11-	18.750	21.217	123.6	14.694	115.5	54.661
4-	17.816	22.777	123.1	15.450	114.1	56.043	12-	16.877	21.975	119.4	15.052	114.9	53.904
5-	17.188	21.502	126.1	15.056	114.1	53.746	13-	16.930	20.932	126.1	15.166	109.3	53.028
6-	16.918	21.179	126.4	15.361	113.7	53.458	14-	19.173	22.473	124.3	15.275	114.5	56.921
7-	16.811	20.903	126.4	14.819	115.1	52.533	15-	16.893	20.728	127.1	15.036	115.1	52.657
8-	16.834	20.720	126.9	14.811	114.9	52.365	16-	16.625	20.447	126.6	14.925	115.3	51.997
11		GARRIZ-BALBIANI				GT3 Chad Racing							
1-	Out	32.436	60.8	20.115	105.5	1:18.869	9-	16.848	20.733	122.9	15.335	109.3	52.916
2-	19.563	25.162	113.6	17.278	106.4	1:02.003	10-	16.496	20.792	122.5	15.122	109.8	52.410
3-	18.775	22.491	120.9	16.311	108.1	57.577	11-	16.527	20.355	123.4	15.306	109.7	52.188
4-	17.598	21.541	121.6	15.929	108.4	55.068	12-	19.001	24.743	105.4	16.242	110.4	59.986
5-	17.062	21.137	122.2	15.502	109.7	53.701	13-	16.379	20.326	123.6	15.099	110.0	51.804
6-	16.821	21.659	122.5	15.441	110.0	53.921	14-	18.219	25.790	92.6	17.206	110.6	1:01.215
7-	16.786	21.284	122.5	15.314	109.5	53.384	15-	16.593	20.410	123.1	14.968	110.0	51.971
8-	16.799	20.518	123.4	15.395	109.7	52.712	16-	18.331	24.726	103.1	23.431	33.5	1:06.488

Weather / Track : Cloudy / Dry

Knockhill  
Circuit Length = 1.2713 miles  
Start: 08:52 End: 09:09

**Avon Tyres British GT Championship**  
**QUALIFYING - RACE 1 - ROUND 3 - SECTOR ANALYSIS**

<b>12</b>	<b>BURTON-WILCOX</b>				<b>GT3 Phil Burton</b>								
1 -	Out	29.422	66.3	19.469	105.2	1:10.131	10 -	16.556	<i>20.269</i>	128.8	<i>14.544</i>	115.5	<b>51.369</b>
2 -	19.951	23.960	118.4	16.849	112.0	1:00.760	11 -	<i>16.338</i>	20.516	128.8	14.963	108.9	51.817
3 -	18.356	22.573	124.7	16.133	113.0	57.062	12 -	16.663	20.704	127.3	14.571	<i>116.5</i>	51.938
4 -	17.292	21.610	125.2	15.613	114.1	54.515	13 -	16.993	21.269	124.7	14.737	<i>116.5</i>	52.999
5 -	17.537	22.035	126.4	15.063	115.5	54.635	14 -	16.645	20.350	128.6	14.863	114.1	51.858
6 -	17.209	22.268	125.7	14.947	114.7	54.424	15 -	18.728	22.832	102.6	16.208	115.5	57.768
7 -	16.617	21.612	126.6	14.861	115.7	53.090	16 -	16.719	20.791	127.6	14.668	115.9	52.178
8 -	16.359	20.577	<i>129.1</i>	14.666	115.3	51.602	17 -	16.594	20.327	128.3	14.689	115.7	51.610
9 -	16.557	20.996	125.9	14.630	115.1	52.183							
<b>21</b>	<b>HYMAN-BROWN</b>				<b>GT3 Chad Racing</b>								
1 -	Out	27.741	96.8	19.255	103.7	1:08.021	10 -	16.398	20.282	126.1	15.302	113.0	51.982
2 -	19.691	23.082	122.2	16.571	110.4	59.344	11 -	16.374	20.951	102.0	18.920	113.6	56.245
3 -	18.053	22.681	121.4	16.255	113.0	56.989	12 -	17.405	21.509	123.6	15.470	110.0	54.384
4 -	18.622	22.423	108.1	16.315	113.9	57.360	13 -	16.312	<i>20.008</i>	<i>126.4</i>	14.925	113.0	51.245
5 -	16.889	21.194	125.0	15.321	112.6	53.404	14 -	19.321	22.255	121.8	16.759	112.6	58.335
6 -	16.716	20.669	125.2	15.282	112.6	52.667	15 -	17.067	22.692	111.1	16.005	108.4	55.764
7 -	16.597	20.596	125.9	15.195	112.6	52.388	16 -	16.419	20.041	125.0	<i>14.775</i>	<i>114.1</i>	51.235
8 -	18.187	21.308	125.4	15.036	112.8	54.531	17 -	<i>16.152</i>	20.045	124.0	14.998	113.2	<b>51.195</b>
9 -	16.352	20.085	125.4	14.927	112.2	51.364							
<b>44</b>	<b>HARVEY-BUTCHER</b>				<b>G4 ABG Motorsport</b>								
1 -	Out	32.895	92.6	21.000	88.9	1:15.593	7 -	18.951	22.233	104.5	16.703	92.7	57.887
2 -	24.358	27.472	100.8	19.024	91.4	1:10.854	8 -	18.460	22.323	106.2	16.998	92.9	57.781
3 -	19.756	25.017	102.6	17.988	90.0	1:02.761	9 -	18.221	23.005	103.4	16.675	<i>94.8</i>	57.901
4 -	19.361	24.486	100.9	17.524	90.7	1:01.371	10 -	18.695	22.205	<i>106.5</i>	<i>16.501</i>	94.0	57.401
5 -	18.989	23.861	102.0	16.940	91.3	59.790	11 -	<i>17.980</i>	<i>22.040</i>	105.8	16.695	93.7	<b>56.715</b>
6 -	20.160	23.198	102.5	17.351	91.1	1:00.709	12 -	18.549	22.238	106.2	19.676	53.4	1:00.463
<b>47</b>	<b>SMED-FREKE</b>				<b>G4 Century Motorsport</b>								
1 -	Out	32.358	88.8	22.221	89.0	1:18.579	8 -	18.772	23.446	110.2	17.827	100.3	1:00.045
2 -	23.972	29.274	96.8	20.912	98.0	1:14.158	9 -	19.607	24.441	107.7	17.862	99.7	1:01.910
3 -	21.159	27.271	102.5	19.025	99.0	1:07.455	10 -	18.385	23.187	109.1	17.086	100.5	58.658
4 -	19.333	24.921	108.9	18.344	99.6	1:02.598	11 -	18.571	23.343	<i>110.7</i>	17.000	<i>100.9</i>	58.914
5 -	19.019	24.914	109.1	18.226	99.9	1:02.159	12 -	18.536	23.243	110.4	17.230	100.5	59.009
6 -	18.937	23.846	108.6	17.739	100.0	1:00.522	13 -	<i>18.215</i>	<i>22.927</i>	110.6	17.221	100.2	<b>58.363</b>
7 -	18.635	23.965	108.8	17.723	99.7	1:00.323	14 -	18.894	23.213	110.6	<i>16.915</i>	99.7	59.022
<b>48</b>	<b>STANLEY-DICK</b>				<b>G4 Christian Dick</b>								
1 -	Out	30.522	68.2	22.130	90.2	1:16.318	8 -	17.595	<i>21.595</i>	<i>110.9</i>	19.127	40.1	58.317
2 -	20.476	23.863	108.6	17.232	98.0	1:01.571	9 -	1:09.491	23.635	106.0	16.375	98.3	1:49.501
3 -	18.650	22.494	110.4	17.143	<i>98.5</i>	58.287	10 -	19.003	21.643	110.6	15.970	<i>98.5</i>	56.616
4 -	18.019	21.909	110.0	15.986	98.4	55.914	11 -	<i>17.526</i>	21.606	110.6	<i>15.881</i>	98.0	<b>55.013</b>
5 -	17.684	21.947	109.7	16.123	97.1	55.754	12 -	19.658	22.636	98.7	19.048	97.1	1:01.342
6 -	17.764	21.854	110.2	16.722	97.8	56.340	13 -	19.552	26.030	101.8	17.133	97.7	1:02.715
7 -	17.660	21.913	110.6	15.902	98.1	55.475	14 -	17.853	22.235	110.0	17.957	42.9	58.045
<b>49</b>	<b>YUSUF-OSBORNE</b>				<b>G4 Team Osborne Racing</b>								
1 -	Out	33.503	75.2	21.952	89.1	1:19.134	8 -	18.509	23.390	106.9	<i>16.421</i>	98.4	58.320
2 -	25.479	27.922	97.1	20.547	88.4	1:13.948	9 -	18.718	23.385	108.8	17.342	98.1	59.445
3 -	26.117	27.960	87.2	20.537	97.5	1:14.614	10 -	18.563	23.410	109.3	16.888	98.4	58.861
4 -	19.823	24.186	106.9	17.257	97.4	1:01.266	11 -	19.079	26.018	106.9	16.645	98.4	1:01.742
5 -	18.804	23.346	107.4	17.163	97.4	59.313	12 -	<i>18.220</i>	22.569	108.9	16.578	98.3	<b>57.367</b>
6 -	18.786	23.084	108.9	17.348	97.8	59.218	13 -	18.566	<i>22.365</i>	108.9	16.821	97.3	57.752
7 -	19.424	23.216	108.2	17.492	97.7	1:00.132	14 -	18.244	23.085	<i>110.2</i>	16.804	<i>98.7</i>	58.133
<b>55</b>	<b>BIALAN-MASON</b>				<b>G4 Piranha Motorsport</b>								
1 -	Out	31.663	72.5	22.325	78.6	1:15.669	8 -	17.835	22.126	114.5	16.038	<i>105.7</i>	55.999
2 -	24.649	27.567	100.0	18.270	89.5	1:10.486	9 -	<i>17.671</i>	22.020	114.3	<i>15.651</i>	<i>105.7</i>	<b>55.342</b>
3 -	20.613	26.036	100.6	17.815	95.2	1:04.464	10 -	17.708	<i>21.997</i>	<i>115.7</i>	16.049	103.4	55.754
4 -	19.177	25.129	103.6	17.239	100.3	1:01.545	11 -	17.888	22.172	111.5	15.969	102.5	56.029

Weather / Track : Cloudy / Dry

Knockhill  
 Circuit Length = 1.2713 miles  
 Start: 08:52 End: 09:09

# Avon Tyres British GT Championship

## QUALIFYING - RACE 1 - ROUND 3 - SECTOR ANALYSIS

5 -	18.483	23.678	110.9	16.295	103.7	58.456	12 -	20.647	30.065	79.7	18.482	88.2	1:09.194
6 -	18.404	23.191	111.1	16.429	102.9	58.024	13 -	25.414	31.656	90.9	21.226	79.0	1:18.296
7 -	18.158	22.470	111.8	16.180	104.2	56.808							
<b>62</b>	<b>PIERCE-HUNTER</b>												
	GTC Jamie Hunter Racing												
1 -	Out	30.074	86.9	22.259	80.5	1:15.855	8 -	16.983	22.063	118.8	15.798	108.1	54.844
2 -	23.323	28.028	114.3	18.226	107.5	1:09.577	9 -	17.547	21.313	<b>120.1</b>	15.730	<b>109.1</b>	54.590
3 -	19.541	30.950	74.0	18.711	106.5	1:09.202	10 -	17.351	<b>20.988</b>	119.4	15.704	108.9	54.043
4 -	18.031	22.054	119.8	16.373	108.2	56.458	11 -	17.171	21.046	<b>120.1</b>	15.640	108.6	53.857
5 -	17.476	21.780	119.6	15.910	108.4	55.166	12 -	17.059	21.011	<b>120.1</b>	15.670	107.7	53.740
6 -	17.309	21.198	119.6	15.649	108.4	54.156	13 -	18.849	22.173	115.5	18.490	41.4	59.512
7 -	<b>16.972</b>	21.019	119.8	<b>15.531</b>	108.9	<b>53.522</b>							

Weather / Track : Cloudy / Dry

Knockhill  
 Circuit Length = 1.2713 miles  
 Start: 08:52 End: 09:09

# Avon Tyres British GT Championship

## QUALIFYING - RACE 1 - ROUND 3 - BEST SECTOR TIMES

SECTOR 1			SECTOR 2			SECTOR 3			IDEAL / BEST COMPARISON								
POS	NO	NAME	TIME	NO	NAME	TIME	NO	NAME	TIME	POS	NO	NAME	IDEAL	BEST	DIFF		
1	21	Chad Racing	16.152	1	Preci Spark	19.869	1	Preci Spark	14.440	1	1	Preci Spark	50.587	50.802	0.215		
2	1	Preci Spark	16.278	21	Chad Racing	20.008	12	Phil Burton	14.544	2	21	Chad Racing	50.935	51.195	0.260		
3	7	Trackspeed	16.324	7	Trackspeed	20.113	10	Chad Racing	14.694	3	12	Phil Burton	51.151	51.369	0.218		
4	12	Phil Burton	16.338	12	Phil Burton	20.269	2	Mtech	14.770	4	7	Trackspeed	51.388	51.462	0.074		
5	11	Chad Racing	16.379	11	Chad Racing	20.326	21	Chad Racing	14.775	5	2	Mtech	51.624	51.901	0.277		
6	2	Mtech	16.475	2	Mtech	20.379	7	Trackspeed	14.951	6	11	Chad Racing	51.673	51.804	0.131		
7	10	Chad Racing	16.625	3	Hector Lester	20.431	11	Chad Racing	14.968	7	10	Chad Racing	51.766	51.997	0.231		
8	3	Hector Lester	16.800	10	Chad Racing	20.447	3	Hector Lester	15.114	8	3	Hector Lester	52.345	52.345	0.000		
9	5	Craig Wilkins	16.956	62	Jamie Hunter Racing	20.988	62	Jamie Hunter Racing	15.531	9	62	Jamie Hunter Racing	53.491	53.522	0.031		
10	62	Jamie Hunter Racing	16.972	5	Craig Wilkins	21.146	55	Piranha Motorsport	15.651	10	5	Craig Wilkins	53.800	53.917	0.117		
11	48	Christian Dick	17.526	48	Christian Dick	21.595	5	Craig Wilkins	15.698	11	48	Christian Dick	55.002	55.013	0.011		
12	55	Piranha Motorsport	17.671	55	Piranha Motorsport	21.997	48	Christian Dick	15.881	12	55	Piranha Motorsport	55.319	55.342	0.023		
13	44	ABG Motorsport	17.980	44	ABG Motorsport	22.040	49	Team Osborne Racing	16.421	13	44	ABG Motorsport	56.521	56.715	0.194		
14	47	Century Motorsport	18.215	49	Team Osborne Racing	22.365	44	ABG Motorsport	16.501	14	49	Team Osborne Racing	57.006	57.367	0.361		
15	49	Team Osborne Racing	18.220	47	Century Motorsport	22.927	47	Century Motorsport	16.915	15	47	Century Motorsport	58.057	58.363	0.306		
												Perfect Lap		50.461			

Weather / Track : Cloudy / Dry

Knockhill  
Circuit Length = 1.2713 miles  
Start: 08:52 End: 09:09


**Avon Tyres British GT Championship**  
**QUALIFYING - RACE 1 - ROUND 3 - SPEED TRAPS**

SECTOR 1				SECTOR 2			FINISH LINE		
POS	NO	NAME	MPH	NO	NAME	MPH	NO	NAME	MPH
1				12	BURTON-WILCOX	129.1	12	BURTON-WILCOX	116.5
2				2	CAMERON-GRIFFIN	128.3	2	CAMERON-GRIFFIN	115.5
3				10	WARREN-FERRIER	127.3	10	WARREN-FERRIER	115.5
4				21	HYMAN-BROWN	126.4	1	JONES-JONES	115.1
5				1	JONES-JONES	126.1	5	WILKINS-SCOTT	114.3
6				5	WILKINS-SCOTT	126.1	21	HYMAN-BROWN	114.1
7				3	LESTER-DAOUDI	125.7	3	LESTER-DAOUDI	112.8
8				7	ASHBURN-GEDDIE	123.6	7	ASHBURN-GEDDIE	112.4
9				11	GARRIZ-BALBIANI	123.6	11	GARRIZ-BALBIANI	110.6
10				62	PIERCE-HUNTER	120.1	62	PIERCE-HUNTER	109.1
11				55	BIALAN-MASON	115.7	55	BIALAN-MASON	105.7
12				48	STANLEY-DICK	110.9	47	SMED-FREKE	100.9
13				47	SMED-FREKE	110.7	49	YUSUF-OSBORNE	98.7
14				49	YUSUF-OSBORNE	110.2	48	STANLEY-DICK	98.5
15				44	HARVEY-BUTCHER	106.5	44	HARVEY-BUTCHER	94.8

Weather / Track : Cloudy / Dry

Knockhill  
 Circuit Length = 1.2713 miles  
 Start: 08:52 End: 09:09

**Avon Tyres British GT Championship**  
**RACE 1 - ROUND 3 - GRID**

ROW 8	58.363 47 SMED-FREKE	
ROW 7	56.715 44 HARVEY-BUTCHER	57.367 49 YUSUF-OSBORNE
ROW 6	55.013 48 STANLEY-DICK	55.342 55 BIALAN-MASON
ROW 5	53.522 62 PIERCE-HUNTER	53.917 5 WILKINS-SCOTT
ROW 4	51.997 10 WARREN-FERRIER	52.345 3 LESTER-DAOUDI
ROW 3	51.804 11 GARRIZ-BALBIANI	51.901 2 CAMERON-GRIFFIN
ROW 2	51.369 12 BURTON-WILCOX	51.462 7 ASHBURN-GEDDIE
ROW 1	50.802 1 JONES-JONES	51.195 21 HYMAN-BROWN
<b>Pole</b>		
		

Knockhill  
 Circuit Length = 1.2713 miles

**These results are provisional until the conclusion of any judicial and technical matters.**

Race Director :	Stewards :	Timekeeper :

# Avon Tyres British GT Championship

## QUALIFYING - RACE 2 - ROUND 4 - CLASSIFICATION

POS	NO	CL	TEAM / DRIVERS	CAR	TIME	ON	LAPS	GAP	DIFF	MPH
1	12	GT3	<b>Phil Burton</b> Phil BURTON / Adam WILCOX	Ferrari 430 Scuderia GT3	<b>49.903</b>	13	16			91.71
2	1	GT3	<b>Preci Spark</b> David JONES / Godfrey JONES	Ascari KZ1R GT3	<b>50.104</b>	15	16	<b>0.201</b>	0.201	91.34
3	10	GT3	<b>Chad Racing</b> Paul WARREN / Tom FERRIER	Ferrari 430 Scuderia GT3	<b>50.223</b>	15	16	<b>0.320</b>	0.119	91.12
4	7	GT3	<b>Trackspeed</b> David ASHBURN / Glynn GEDDIE	Porsche 997 GT3R	<b>50.328</b>	11	17	<b>0.425</b>	0.105	90.93
5	3	GT3	<b>Hector Lester</b> Hector LESTER / Stephane DAOUDI	Ferrari 430 Scuderia GT3	<b>50.355</b>	10	12	<b>0.452</b>	0.027	90.89
6	21	GT3	<b>Chad Racing</b> Chris HYMAN / Dan BROWN	Ferrari 430 Scuderia GT3	<b>50.599</b>	10	13	<b>0.696</b>	0.244	90.45
7	2	GT3	<b>Mtech</b> Duncan CAMERON / Matt GRIFFIN	Ferrari 430 Scuderia GT3	<b>50.943</b>	9	10	<b>1.040</b>	0.344	89.84
8	5	GT3	<b>Craig Wilkins</b> Craig WILKINS / Aaron SCOTT	Viper Competition Coupe	<b>51.003</b>	9	15	<b>1.100</b>	0.060	89.73
9	11	GT3	<b>Chad Racing</b> Juan GARRIZ / Jose BALBIANI	Ferrari 430 GT3	<b>51.610</b>	9	10	<b>1.707</b>	0.607	88.67
10	62	GTC	<b>Jamie Hunter Racing</b> Derek PIERCE / Steve HUNTER	Porsche 997	<b>53.644</b>	8	9	<b>3.741</b>	2.034	85.31
11	47	G4	<b>Century Motorsport</b> Vibe SMED / Nathan FREKE	Ginetta G50	<b>53.934</b>	10	14	<b>4.031</b>	0.290	84.85
12	44	G4	<b>ABG Motorsport</b> Benjamin HARVEY / Rory BUTCHER	KTM X Bow	<b>54.039</b>	8	13	<b>4.136</b>	0.105	84.69
13	48	G4	<b>Christian Dick</b> Jamie STANLEY / Christian DICK	Ginetta G50	<b>54.531</b>	7	15	<b>4.628</b>	0.492	83.92
14	49	G4	<b>Team Osborne Racing</b> Osman YUSUF / Joe OSBORNE	Ginetta G50	<b>54.803</b>	7	13	<b>4.900</b>	0.272	83.51
15	55	G4	<b>Piranha Motorsport</b> Chris BIALAN / Simon MASON	Lotus 2-Eleven	<b>54.920</b>	3	4	<b>5.017</b>	0.117	83.33

Weather / Track : Cloudy / Dry

These results are provisional until the conclusion of any judicial and technical matters.

Knockhill

Circuit Length = 1.2713 miles

Start: 09:14 End: 09:31

Race Director :	Stewards :	Timekeeper :
-----------------	------------	--------------

# Avon Tyres British GT Championship

## QUALIFYING - RACE 2 - ROUND 4 - SECTOR ANALYSIS

1		JONES-JONES		GT3 Preci Spark									
1-	Out	24.697	113.0	18.522	110.4	1:03.363	9-	16.347	19.530	126.1	14.620	114.3	50.497
2-	19.428	23.224	116.5	16.212	112.8	58.864	10-	16.334	19.540	125.7	14.766	114.1	50.640
3-	17.939	21.195	124.0	15.625	113.9	54.759	11-	18.036	28.040	76.4	17.914	115.5	1:03.990
4-	17.051	20.559	125.4	14.992	114.7	52.602	12-	16.254	19.742	125.4	14.687	115.1	50.683
5-	16.724	20.527	125.9	15.111	114.7	52.362	13-	17.048	21.866	104.0	16.139	115.5	55.053
6-	17.475	24.385	100.5	16.610	114.5	58.470	14-	16.428	19.347	126.9	14.472	115.3	50.247
7-	16.553	19.777	125.9	14.656	114.7	50.986	15-	16.253	19.413	127.1	14.438	114.1	50.104
8-	16.251	19.505	127.1	14.683	114.3	50.439	16-	16.222	22.032	91.8	20.682	40.7	58.936
2		CAMERON-GRIFFIN		GT3 Mtech									
1-	Out	25.865	89.7	18.527	110.4	7:14.216	6-	16.418	19.952	127.8	14.696	116.1	51.066
2-	18.373	23.316	118.4	16.023	111.8	57.712	7-	16.199	25.913	121.6	15.168	116.1	57.280
3-	17.069	20.893	126.1	14.996	116.1	52.958	8-	16.565	20.213	126.1	14.718	116.5	51.496
4-	16.619	20.204	125.7	14.685	116.3	51.508	9-	16.440	19.932	127.8	14.571	116.1	50.943
5-	16.519	20.119	127.1	15.087	114.5	51.725	10-	16.587	19.697	128.1	14.681	114.7	50.965
3		LESTER-DAOUDI		GT3 Hector Lester									
1-	Out	25.494	116.5	16.684	112.2	1:03.540	7-	16.153	19.777	126.6	14.656	114.7	50.586
2-	18.516	21.159	124.5	14.950	112.8	54.625	8-	16.382	19.808	126.1	14.566	115.3	50.756
3-	16.760	20.303	125.4	14.649	113.2	51.712	9-	16.140	19.786	126.6	14.746	115.1	50.672
4-	16.893	19.930	124.5	14.745	115.1	51.568	10-	16.109	19.686	126.6	14.560	114.9	50.355
5-	16.296	19.995	125.2	14.871	114.9	51.162	11-	18.365	27.444	57.5	21.984	114.1	1:07.793
6-	16.309	19.936	125.7	14.832	114.5	51.077	12-	18.592	25.037	120.1	15.725	114.1	59.354
5		WILKINS-SCOTT		GT3 Craig Wilkins									
1-	Out	26.130	99.6	18.242	106.2	1:06.959	9-	16.202	19.787	127.8	15.014	115.5	51.003
2-	19.062	23.467	105.2	16.574	112.8	59.103	10-	16.248	19.824	126.9	15.039	114.5	51.111
3-	17.663	21.117	126.1	15.680	114.1	54.460	11-	19.205	23.510	125.4	15.311	115.5	58.026
4-	16.660	20.280	126.9	15.218	114.9	52.158	12-	16.787	20.677	125.2	18.699	34.7	56.163
5-	16.529	20.562	127.3	15.687	111.8	52.778	13-	1:18.095	25.649	108.8	17.586	97.5	2:01.330
6-	19.486	26.068	106.5	15.837	115.1	1:01.391	14-	19.335	22.474	118.4	16.583	105.0	58.392
7-	16.439	19.902	127.3	14.923	115.5	51.264	15-	18.794	22.741	123.1	19.096	34.3	1:00.631
8-	16.314	19.880	127.3	14.848	115.5	51.042							
7		ASHBURN-GEDDIE		GT3 Trackspeed									
1-	Out	24.546	108.6	17.696	100.5	1:02.570	10-	16.182	19.621	123.8	14.752	113.0	50.555
2-	18.625	23.032	108.9	15.896	110.6	57.553	11-	16.142	19.488	124.5	14.698	113.0	50.328
3-	18.844	21.123	123.1	15.477	113.4	55.444	12-	16.175	20.082	124.0	15.213	113.6	51.470
4-	16.467	19.748	124.3	14.701	112.6	50.916	13-	16.175	19.559	124.3	14.759	113.2	50.493
5-	16.250	19.830	123.4	14.830	112.6	50.910	14-	16.152	20.111	122.9	15.163	113.4	51.426
6-	17.430	21.293	121.8	17.197	113.6	55.920	15-	16.141	20.250	125.0	14.884	113.6	51.275
7-	16.477	19.580	124.5	14.689	113.0	50.746	16-	16.279	19.563	123.8	14.951	112.0	50.793
8-	16.212	19.784	124.3	14.644	112.6	50.640	17-	16.281	19.756	124.3	14.815	112.6	50.852
9-	16.200	21.211	116.7	15.392	113.9	52.803							
10		WARREN-FERRIER		GT3 Chad Racing									
1-	Out	26.887	107.5	18.611	100.9	1:07.787	9-	16.228	19.825	124.7	14.614	114.9	50.667
2-	20.588	24.081	122.5	16.475	113.7	1:01.144	10-	16.295	19.581	126.6	14.613	114.9	50.489
3-	17.958	21.007	125.7	15.293	112.2	54.258	11-	16.300	19.667	125.9	14.791	114.1	50.758
4-	16.923	20.246	125.9	15.222	115.5	52.391	12-	17.708	22.201	105.4	15.280	115.3	55.189
5-	16.436	20.582	124.5	14.926	115.1	51.944	13-	16.021	19.510	127.3	14.704	114.9	50.235
6-	16.291	19.818	126.1	14.760	113.7	50.869	14-	17.391	20.781	122.2	15.775	115.7	53.947
7-	17.049	20.631	113.4	16.285	114.7	53.965	15-	16.035	19.508	127.3	14.680	114.5	50.223
8-	16.234	20.783	125.2	14.911	115.1	51.928	16-	16.174	24.510	84.4	23.876	34.5	1:04.560
11		GARRIZ-BALBIANI		GT3 Chad Racing									
1-	Out	35.918	111.1	17.010	107.0	1:13.251	6-	16.672	20.390	122.5	14.800	109.3	51.862
2-	19.348	24.276	119.0	16.792	109.3	1:00.416	7-	16.795	20.247	122.9	14.981	109.8	52.023
3-	17.704	21.939	121.1	15.132	109.5	54.775	8-	18.646	22.980	104.0	18.517	110.0	1:00.143
4-	19.258	24.555	109.3	16.935	109.3	1:00.748	9-	16.432	20.228	123.6	14.950	111.3	51.610
5-	17.815	20.811	123.4	15.143	109.5	53.769	10-	17.735	22.603	104.5	18.593	33.7	58.931

Weather / Track : Cloudy / Dry

Knockhill  
Circuit Length = 1.2713 miles  
Start: 09:14 End: 09:31

Avon Tyres British GT Championship  
**QUALIFYING - RACE 2 - ROUND 4 - SECTOR ANALYSIS**

<b>12</b>	<b>BURTON-WILCOX</b>				GT3 Phil Burton								
1-	Out	26.055	111.1	16.639	113.0	1:03.204	9-	16.149	19.880	127.8	14.439	116.7	50.468
2-	18.463	21.983	123.8	15.717	113.9	56.163	10-	18.364	21.865	92.3	15.907	116.1	56.136
3-	17.674	21.258	127.3	14.792	116.1	53.724	11-	16.101	23.728	92.3	16.188	112.8	56.017
4-	16.547	20.034	127.3	14.514	116.3	51.095	12-	18.302	26.848	69.8	17.131	<b>116.9</b>	1:02.281
5-	16.480	20.526	125.9	14.562	116.1	51.568	13-	<b>15.991</b>	<b>19.514</b>	<b>129.1</b>	14.398	115.9	<b>49.903</b>
6-	16.181	19.759	128.3	14.359	116.7	50.299	14-	16.044	19.604	<b>129.1</b>	<b>14.305</b>	116.7	49.953
7-	16.172	19.649	128.6	14.494	115.9	50.315	15-	17.307	24.863	91.9	18.050	112.8	1:00.220
8-	16.213	19.594	<b>129.1</b>	14.366	<b>116.9</b>	50.173	16-	21.682	24.634	95.2	19.203	38.0	1:05.519
<b>21</b>	<b>HYMAN-BROWN</b>				GT3 Chad Racing								
1-	Out	24.745	122.0	16.748	111.8	1:01.869	8-	16.185	19.812	121.6	17.036	36.0	53.033
2-	18.901	22.583	123.8	15.623	114.7	57.107	9-	3:42.150	20.209	126.1	<b>14.662</b>	114.9	4:17.021
3-	18.040	21.466	102.8	16.195	114.1	55.701	10-	<b>16.096</b>	<b>19.729</b>	123.4	14.774	114.3	<b>50.599</b>
4-	17.205	20.481	<b>126.4</b>	14.930	<b>115.1</b>	52.616	11-	16.219	20.071	122.5	15.212	114.3	51.502
5-	16.789	20.217	125.2	14.901	114.5	51.907	12-	16.187	20.034	122.0	14.917	114.9	51.138
6-	16.398	20.181	125.4	14.928	114.7	51.507	13-	16.249	19.855	122.2	14.842	113.6	50.946
7-	16.185	20.815	120.1	14.829	114.9	51.829							
<b>44</b>	<b>HARVEY-BUTCHER</b>				G4 ABG Motorsport								
1-	Out	28.759	65.6	20.907	92.9	1:12.340	8-	17.303	<b>20.694</b>	<b>107.4</b>	<b>16.042</b>	95.6	<b>54.039</b>
2-	19.698	23.962	102.5	17.235	94.7	1:00.895	9-	17.371	22.784	105.0	16.813	<b>96.4</b>	56.968
3-	18.778	23.242	70.1	20.935	95.7	1:02.955	10-	18.506	23.942	83.5	20.891	33.4	1:03.339
4-	17.778	21.387	107.2	16.971	96.0	56.136	11-	31.107	21.182	92.7	17.961	96.1	1:10.250
5-	17.697	21.145	107.0	16.120	95.7	54.962	12-	<b>17.299</b>	20.743	106.4	16.112	94.4	54.154
6-	17.512	21.195	106.0	16.157	94.3	54.864	13-	18.138	23.367	96.1	21.054	42.3	1:02.559
7-	17.424	20.961	107.2	16.077	95.5	54.462							
<b>47</b>	<b>SMED-FREKE</b>				G4 Century Motorsport								
1-	Out	25.632	108.1	17.305	99.6	1:03.478	8-	17.485	21.105	110.4	15.730	100.2	54.320
2-	18.968	22.667	109.7	16.554	99.4	58.189	9-	17.589	20.984	110.0	15.853	99.9	54.426
3-	18.308	21.742	109.8	16.227	100.2	56.277	10-	17.344	<b>20.888</b>	109.8	<b>15.702</b>	99.7	<b>53.934</b>
4-	17.705	21.348	110.2	16.086	<b>100.5</b>	55.139	11-	17.359	21.060	109.5	15.796	100.0	54.215
5-	19.079	24.227	107.5	16.473	99.6	59.779	12-	17.400	20.997	109.7	15.756	100.0	54.153
6-	17.724	21.140	<b>110.6</b>	15.754	<b>100.5</b>	54.618	13-	<b>17.279</b>	21.029	109.8	15.863	99.7	54.171
7-	17.391	21.040	<b>110.6</b>	16.104	99.6	54.535	14-	19.171	23.202	110.2	19.129	35.6	1:01.502
<b>48</b>	<b>STANLEY-DICK</b>				G4 Christian Dick								
1-	Out	29.099	67.9	20.460	97.0	1:12.475	9-	1:12.569	21.508	110.4	16.230	<b>99.4</b>	1:50.307
2-	19.841	25.978	78.8	18.538	99.3	1:04.357	10-	17.430	21.240	109.7	16.039	98.7	54.709
3-	18.273	21.941	110.7	17.267	99.3	57.481	11-	17.520	21.233	110.4	16.092	98.7	54.845
4-	17.903	21.456	110.6	16.068	99.0	55.427	12-	17.564	21.243	109.7	16.189	99.3	54.996
5-	17.694	21.653	108.8	16.080	99.1	55.427	13-	<b>17.384</b>	21.292	109.3	16.069	99.1	54.745
6-	17.500	21.117	110.2	<b>15.981</b>	98.8	54.598	14-	17.501	21.121	110.2	16.068	98.1	54.690
7-	17.528	<b>21.013</b>	<b>110.9</b>	15.990	99.0	<b>54.531</b>	15-	17.674	21.141	110.0	16.151	98.7	54.966
8-	17.401	22.116	85.8	21.444	36.6	1:00.961							
<b>49</b>	<b>YUSUF-OSBORNE</b>				G4 Team Osborne Racing								
1-	Out	27.646	95.5	19.846	80.9	1:08.566	8-	17.747	22.835	106.0	16.786	98.7	57.368
2-	20.727	26.678	94.3	19.039	94.9	1:06.444	9-	17.473	<b>21.149</b>	110.0	16.304	98.3	54.926
3-	19.576	23.708	109.1	16.560	98.0	59.844	10-	17.494	21.241	109.8	18.657	34.1	57.392
4-	17.893	22.949	107.5	16.583	<b>98.8</b>	57.425	11-	35.491	23.609	86.9	19.663	37.9	1:18.763
5-	17.807	21.375	108.6	16.381	98.7	55.563	12-	30.956	21.164	<b>110.2</b>	16.256	98.1	1:08.376
6-	17.563	21.392	109.3	<b>16.051</b>	98.3	55.006	13-	<b>17.396</b>	21.573	109.3	17.959	39.2	56.928
7-	17.511	21.217	108.9	16.075	98.3	<b>54.803</b>							
<b>55</b>	<b>BIALAN-MASON</b>				G4 Piranha Motorsport								
1-	Out	27.127	64.1	19.388	<b>107.9</b>	1:04.076	3-	<b>17.220</b>	<b>21.582</b>	<b>116.7</b>	16.118	87.4	<b>54.920</b>
2-	17.707	21.690	114.7	<b>15.546</b>	106.7	54.943	4-	1:42.659	28.743	73.6	23.965	27.6	2:35.367

Weather / Track : Cloudy / Dry

Knockhill  
 Circuit Length = 1.2713 miles  
 Start: 09:14 End: 09:31

**Avon Tyres British GT Championship**  
**QUALIFYING - RACE 2 - ROUND 4 - SECTOR ANALYSIS**

<b>62</b>		<b>PIERCE-HUNTER</b>				<b>GTC Jamie Hunter Racing</b>							
1 -	Out	28.044	79.2	21.275	93.5	1:12.463	6 -	17.328	21.134	118.8	15.918	<i>108.2</i>	54.380
2 -	20.513	22.984	119.4	17.026	107.2	1:00.523	7 -	18.822	24.767	79.9	17.797	106.9	1:01.386
3 -	18.511	21.481	119.0	16.303	106.0	56.295	8 -	<i>17.322</i>	<i>20.680</i>	119.4	<i>15.642</i>	108.1	<b>53.644</b>
4 -	17.553	21.120	118.4	15.761	106.5	54.434	9 -	18.679	24.758	101.2	23.391	43.2	1:06.828
5 -	17.467	20.682	<i>120.1</i>	16.044	107.9	54.193							

Weather / Track : Cloudy / Dry

Knockhill  
 Circuit Length = 1.2713 miles  
 Start: 09:14 End: 09:31

# Avon Tyres British GT Championship

## QUALIFYING - RACE 2 - ROUND 4 - BEST SECTOR TIMES

SECTOR 1			SECTOR 2			SECTOR 3			IDEAL / BEST COMPARISON							
POS	NO	NAME	TIME	NO	NAME	TIME	NO	NAME	TIME	POS	NO	NAME	IDEAL	BEST	DIFF	
1	12	Phil Burton	15.991	1	Preci Spark	19.347	12	Phil Burton	14.305	1	12	Phil Burton	49.810	49.903	0.093	
2	10	Chad Racing	16.021	7	Trackspeed	19.488	1	Preci Spark	14.438	2	1	Preci Spark	50.007	50.104	0.097	
3	21	Chad Racing	16.096	10	Chad Racing	19.508	3	Hector Lester	14.560	3	10	Chad Racing	50.142	50.223	0.081	
4	3	Hector Lester	16.109	12	Phil Burton	19.514	2	Mtech	14.571	4	7	Trackspeed	50.273	50.328	0.055	
5	7	Trackspeed	16.141	3	Hector Lester	19.686	10	Chad Racing	14.613	5	3	Hector Lester	50.355	50.355	0.000	
6	2	Mtech	16.199	2	Mtech	19.697	7	Trackspeed	14.644	6	2	Mtech	50.467	50.943	0.476	
7	5	Craig Wilkins	16.202	21	Chad Racing	19.729	21	Chad Racing	14.662	7	21	Chad Racing	50.487	50.599	0.112	
8	1	Preci Spark	16.222	5	Craig Wilkins	19.787	11	Chad Racing	14.800	8	5	Craig Wilkins	50.837	51.003	0.166	
9	11	Chad Racing	16.432	11	Chad Racing	20.228	5	Craig Wilkins	14.848	9	11	Chad Racing	51.460	51.610	0.150	
10	55	Piranha Motorsport	17.220	62	Jamie Hunter Racing	20.680	55	Piranha Motorsport	15.546	10	62	Jamie Hunter Racir	53.644	53.644	0.000	
11	47	Century Motorsport	17.279	44	ABG Motorsport	20.694	62	Jamie Hunter Racing	15.642	11	47	Century Motorsport	53.869	53.934	0.065	
12	44	ABG Motorsport	17.299	47	Century Motorsport	20.888	47	Century Motorsport	15.702	12	44	ABG Motorsport	54.035	54.039	0.004	
13	62	Jamie Hunter Racing	17.322	48	Christian Dick	21.013	48	Christian Dick	15.981	13	55	Piranha Motorsport	54.348	54.920	0.572	
14	48	Christian Dick	17.384	49	Team Osborne Raci	21.149	44	ABG Motorsport	16.042	14	48	Christian Dick	54.378	54.531	0.153	
15	49	Team Osborne Raci	17.396	55	Piranha Motorsport	21.582	49	Team Osborne Raci	16.051	15	49	Team Osborne Rac	54.596	54.803	0.207	
													Perfect Lap		49.643	

Weather / Track : Cloudy / Dry

Knockhill  
Circuit Length = 1.2713 miles  
Start: 09:14 End: 09:31


**Avon Tyres British GT Championship**  
**QUALIFYING - RACE 2 - ROUND 4 - SPEED TRAPS**

SECTOR 1				SECTOR 2			FINISH LINE		
POS	NO	NAME	MPH	NO	NAME	MPH	NO	NAME	MPH
1				12	BURTON-WILCOX	129.1	12	BURTON-WILCOX	116.9
2				2	CAMERON-GRIFFIN	128.1	2	CAMERON-GRIFFIN	116.5
3				5	WILKINS-SCOTT	127.8	10	WARREN-FERRIER	115.7
4				10	WARREN-FERRIER	127.3	1	JONES-JONES	115.5
5				1	JONES-JONES	127.1	5	WILKINS-SCOTT	115.5
6				3	LESTER-DAOUDI	126.6	3	LESTER-DAOUDI	115.3
7				21	HYMAN-BROWN	126.4	21	HYMAN-BROWN	115.1
8				7	ASHBURN-GEDDIE	125.0	7	ASHBURN-GEDDIE	113.9
9				11	GARRIZ-BALBIANI	123.6	11	GARRIZ-BALBIANI	111.3
10				62	PIERCE-HUNTER	120.1	62	PIERCE-HUNTER	108.2
11				55	BIALAN-MASON	116.7	55	BIALAN-MASON	107.9
12				48	STANLEY-DICK	110.9	47	SMED-FREKE	100.5
13				47	SMED-FREKE	110.6	48	STANLEY-DICK	99.4
14				49	YUSUF-OSBORNE	110.2	49	YUSUF-OSBORNE	98.8
15				44	HARVEY-BUTCHER	107.4	44	HARVEY-BUTCHER	96.4

Weather / Track : Cloudy / Dry

Knockhill  
 Circuit Length = 1.2713 miles  
 Start: 09:14 End: 09:31

**Avon Tyres British GT Championship**  
**RACE 2 - ROUND 4 - GRID**

ROW 8	54.920 55   BIALAN-MASON	
ROW 7	54.531 48   STANLEY-DICK	54.803 49   YUSUF-OSBORNE
ROW 6	53.934 47   SMED-FREKE	54.039 44   HARVEY-BUTCHER
ROW 5	51.610 11   GARRIZ-BALBIANI	53.644 62   PIERCE-HUNTER
ROW 4	50.943 2   CAMERON-GRIFFIN	51.003 5   WILKINS-SCOTT
ROW 3	50.355 3   LESTER-DAOUDI	50.599 21   HYMAN-BROWN
ROW 2	50.223 10   WARREN-FERRIER	50.328 7   ASHBURN-GEDDIE
ROW 1	49.903 12   BURTON-WILCOX	50.104 1   JONES-JONES
<b>Pole</b>		
		

Knockhill  
 Circuit Length = 1.2713 miles

**These results are provisional until the conclusion of any judicial and technical matters.**

Race Director :

Stewards :

Timekeeper :

# Avon Tyres British GT Championship

## RACE 1 - ROUND 3 - CLASSIFICATION

POS	NO	CL	TEAM / DRIVERS	CAR	LAPS	TIME	GAP	DIFF	MPH	BEST	ON
1	1	GT3	<b>Preci Spark</b> David JONES / Godfrey JONES	Ascari KZ1R GT3	69	1:00:41.312			86.72	50.690	11
2	2	GT3	<b>Mtech</b> Duncan CAMERON / Matt GRIFFIN	Ferrari 430 Scuderia GT3	69	1:00:50.042	8.730	8.730	86.51	50.848	32
3	7	GT3	<b>Trackspeed</b> David ASHBURN / Glynn GEDDIE	Porsche 997 GT3R	69	1:00:54.700	13.388	4.658	86.40	50.966	34
4	11	GT3	<b>Chad Racing</b> Juan GARRIZ / Jose BALBIANI	Ferrari 430 GT3	68	1:00:59.774	1 lap	1 lap	85.03	51.748	7
5	5	GT3	<b>Craig Wilkins</b> Craig WILKINS / Aaron SCOTT	Viper Competition Coupe	68	1:01:08.202	1 lap	8.428	84.84	51.810	7
6	12	GT3	<b>Phil Burton</b> Phil BURTON / Adam WILCOX	Ferrari 430 Scuderia GT3	68	1:01:20.315	1 lap	12.113	84.56	51.220	33
7	3	GT3	<b>Hector Lester</b> Hector LESTER / Stephane DAOUDI	Ferrari 430 Scuderia GT3	67	1:01:17.009	2 laps	1 lap	83.39	51.455	54
8	62	GTC	<b>Jamie Hunter Racing</b> Derek PIERCE / Steve HUNTER	Porsche 997	65	1:01:07.587	4 laps	2 laps	81.11	53.649	17
9	48	G4	<b>Christian Dick</b> Jamie STANLEY / Christian DICK	Ginetta G50	64	1:00:55.800	5 laps	1 lap	80.12	55.073	6
10	49	G4	<b>Team Osborne Racing</b> Osman YUSUF / Joe OSBORNE	Ginetta G50	64	1:01:33.029	5 laps	37.229	79.31	55.272	31
11	47	G4	<b>Century Motorsport</b> Vibe SMED / Nathan FREKE	Ginetta G50	63	1:00:42.139	6 laps	1 lap	79.16	54.291	32

### NOT CLASSIFIED

<i>DNC</i>	10	GT3	<b>Chad Racing</b> Paul WARREN / Tom FERRIER	Ferrari 430 Scuderia GT3	43	39:04.317	26 laps	20 laps	83.94	51.239	34
<i>DNC</i>	44	G4	<b>ABG Motorsport</b> Benjamin HARVEY / Rory BUTCHER	KTM X Bow	32	33:10.531	37 laps	11 laps	73.57	55.669	29
<i>DNC</i>	21	GT3	<b>Chad Racing</b> Chris HYMAN / Dan BROWN	Ferrari 430 Scuderia GT3	29	26:38.537	40 laps	3 laps	83.02	51.418	6
<i>DNC</i>	55	G4	<b>Piranha Motorsport</b> Chris BIALAN / Simon MASON	Lotus 2-Eleven	1	1:06.998	68 laps	28 laps	68.31		

### FASTEST LAP

1	GT3	David JONES () / Godfrey JONES ()	Ascari KZ1R GT3	11	50.690	90.28 mph	145.30 kph
62	GTC	Derek PIERCE () / Steve HUNTER ()	Porsche 997	17	53.649	85.30 mph	137.29 kph
47	G4	Vibe SMED () / Nathan FREKE ()	Ginetta G50	32	54.291	84.30 mph	135.66 kph

Weather / Track : Bright / Dry  
 These results are provisional until the conclusion of any judicial and technical matters.

Knockhill  
 Circuit Length = 1.2713 miles  
 Start: 12:06 End: 13:08

Race Director :	Stewards :	Timekeeper :
-----------------	------------	--------------

**Avon Tyres British GT Championship**  
**RACE 1 - ROUND 3 - LAP CHART**

Lap 1			Lap 2			Lap 3			Lap 4			Lap 5		
No	Behind	Laptime	No	Behind	Laptime	No	Behind	Laptime	No	Behind	Laptime	No	Behind	Laptime
1		57.609	1		53.117	1		51.688	1		51.713	1		51.254
21	0.855	58.464	21	0.649	52.911	21	1.045	52.084	21	1.034	51.702	21	1.357	51.577
12	1.604	59.213	12	1.592	53.105	12	2.662	52.758	12	3.105	52.156	12	3.863	52.012
7	2.063	59.672	7	2.399	53.453	7	3.195	52.484	7	3.809	52.327	7	4.315	51.760
11	3.041	1:00.650	2	2.702	52.625	2	3.539	52.525	2	4.544	52.718	2	5.581	52.291
2	3.194	1:00.803	11	3.804	53.880	11	5.132	53.016	11	5.973	52.554	11	6.831	52.112
5	3.899	1:01.508	5	4.447	53.665	5	5.748	52.989	5	6.307	52.272	5	7.123	52.070
10	4.329	1:01.938	10	5.099	53.887	10	6.568	53.157	10	7.000	52.145	10	7.957	52.211
62	5.328	1:02.937	3	6.468	53.784	3	7.365	52.585	3	8.096	52.444	3	8.634	51.792
3	5.801	1:03.410	62	6.781	54.570	62	8.849	53.756	62	10.842	53.706	62	13.329	53.741
48	7.110	1:04.719	48	10.514	56.521	48	14.539	55.713	48	18.382	55.556	48	22.492	55.364
44	8.135	1:05.744	44	12.028	57.010	44	17.301	56.961	44	21.947	56.359	44	26.873	56.180
55	9.389	1:06.998	49	15.312	58.471	49	21.167	57.543	49	26.700	57.246	49	32.108	56.662
49	9.958	1:07.567	47	19.385	1:00.650	47	25.978	58.281	47	31.964	57.699	47	38.705	57.995
47	11.852	1:09.461												

Weather / Track : Bright / Dry

Knockhill  
 Circuit Length = 1.2713 miles  
 Start: 12:06 End: 13:08

**Avon Tyres British GT Championship**  
**RACE 1 - ROUND 3 - LAP CHART**

Lap 6			Lap 7			Lap 8			Lap 9			Lap 10		
No	Behind	Laptime	No	Behind	Laptime	No	Behind	Laptime	No	Behind	Laptime	No	Behind	Laptime
1		51.449	1		51.147	1		51.150	1		51.209	1		51.521
21	1.326	51.418	21	1.785	51.606	47	1 LAP	59.228	21	3.374	52.032	49	1 LAP	57.879
12	4.123	51.709	12	5.201	52.225	21	2.551	51.916	12	7.048	52.160	21	3.778	51.925
7	4.813	51.947	7	5.472	51.806	12	6.097	52.046	7	7.565	52.245	12	7.767	52.240
2	5.980	51.848	2	6.490	51.657	7	6.529	52.207	2	8.187	52.486	7	8.333	52.289
11	7.717	52.335	11	8.318	51.748	2	6.910	51.570	47	1 LAP	58.570	2	8.872	52.206
5	8.073	52.399	5	8.736	51.810	11	9.072	51.904	11	10.362	52.499	11	11.081	52.240
10	8.683	52.175	10	9.574	52.038	5	10.398	52.812	5	11.372	52.183	5	15.153	55.302
3	9.377	52.192	3	10.159	51.929	10	11.158	52.734	10	12.221	52.272	3	15.684	54.482
62	15.577	53.697	62	18.251	53.821	3	11.434	52.425	3	12.723	52.498	10	15.999	55.299
48	26.116	55.073	48	30.243	55.274	62	21.048	53.947	62	23.886	54.047	47	1 LAP	1:01.169
44	31.658	56.234	44	36.481	55.970	48	34.437	55.344	48	38.728	55.500	62	26.215	53.850
49	37.403	56.744	49	42.533	56.277	44	41.183	55.852	44	46.020	56.046	48	42.786	55.579
47	45.234	57.978				49	48.167	56.784						

Weather / Track : Bright / Dry

Knockhill  
 Circuit Length = 1.2713 miles  
 Start: 12:06 End: 13:08

**Avon Tyres British GT Championship**  
**RACE 1 - ROUND 3 - LAP CHART**

Lap 11			Lap 12			Lap 13			Lap 14			Lap 15		
No	Behind	Laptime	No	Behind	Laptime	No	Behind	Laptime	No	Behind	Laptime	No	Behind	Laptime
1		50.690	1		51.112	1		52.863	1		52.661	1		52.847
44	1 LAP	56.364	44	1 LAP	55.961	48	1 LAP	58.017	48	1 LAP	55.821	12	1 LAP	55.325
21	5.077	51.989	21	6.210	52.245	21	5.954	52.607	21	5.442	52.149	21	5.056	52.461
12	9.493	52.416	7	12.543	53.386	44	1 LAP	57.250	7	11.157	52.031	48	1 LAP	56.010
7	10.269	52.626	2	12.718	53.138	7	11.787	52.107	2	11.552	52.329	7	10.201	51.891
2	10.692	52.510	11	15.726	54.084	2	11.884	52.029	44	1 LAP	56.170	2	10.627	51.922
49	1 LAP	58.757	5	18.829	53.275	11	14.886	52.023	11	14.368	52.143	11	15.165	53.644
11	12.754	52.363	3	19.004	52.916	5	18.725	52.759	5	18.699	52.635	44	1 LAP	57.139
5	16.666	52.203	10	19.663	52.926	3	19.161	53.020	3	18.946	52.446	5	18.520	52.668
3	17.200	52.206	49	1 LAP	1:00.837	10	19.609	52.809	10	19.683	52.735	3	19.056	52.957
10	17.849	52.540	47	1 LAP	57.782	49	1 LAP	57.108	49	1 LAP	57.075	10	19.572	52.736
47	1 LAP	56.998	62	33.159	54.795	62	36.400	56.104	62	38.209	54.470	49	1 LAP	57.099
62	29.476	53.951	12	52.610	1:34.229	47	1 LAP	58.922	47	1 LAP	57.930	62	39.571	54.209
48	47.657	55.561				12	52.255	52.508				47	1 LAP	57.655

Weather / Track : Bright / Dry

Knockhill  
 Circuit Length = 1.2713 miles  
 Start: 12:06 End: 13:08

**Avon Tyres British GT Championship**  
**RACE 1 - ROUND 3 - LAP CHART**

Lap 16			Lap 17			Lap 18			Lap 19			Lap 20		
No	Behind	Laptime	No	Behind	Laptime	No	Behind	Laptime	No	Behind	Laptime	No	Behind	Laptime
1		50.825	1		51.975	1		51.148	1		51.308	1		51.661
12	1 LAP	52.923	47	2 LAPS	57.455	12	1 LAP	53.356	12	1 LAP	52.110	49	2 LAPS	57.131
21	6.758	52.527	12	1 LAP	52.750	21	7.974	52.093	21	9.392	52.726	12	1 LAP	52.640
7	12.605	53.229	21	7.029	52.246	47	2 LAPS	57.976	2	14.814	52.470	21	10.298	52.567
2	12.694	52.892	2	12.837	52.118	2	13.652	51.963	47	2 LAPS	57.685	2	15.865	52.712
48	1 LAP	57.878	7	14.031	53.401	7	15.237	52.354	7	16.206	52.277	7	16.814	52.269
11	16.868	52.528	11	18.204	53.311	11	19.586	52.530	11	20.664	52.386	11	21.695	52.692
5	21.244	53.549	48	1 LAP	56.695	3	23.004	52.243	3	23.732	52.036	47	2 LAPS	58.050
3	21.262	53.031	3	21.909	52.622	5	23.528	52.203	5	24.436	52.216	3	24.504	52.433
10	22.029	53.282	5	22.473	53.204	10	23.994	52.114	10	24.762	52.076	5	25.104	52.329
44	1 LAP	58.985	10	23.028	52.974	48	1 LAP	56.317	48	1 LAP	55.364	10	25.864	52.763
49	1 LAP	56.482	44	1 LAP	56.475	44	1 LAP	56.087	44	1 LAP	56.088	48	1 LAP	56.048
62	42.934	54.188	49	1 LAP	56.643	62	47.558	54.098	62	50.080	53.830	44	1 LAP	56.130
			62	44.608	53.649	49	1 LAP	57.509						

Weather / Track : Bright / Dry

Knockhill  
 Circuit Length = 1.2713 miles  
 Start: 12:06 End: 13:08

**Avon Tyres British GT Championship**  
**RACE 1 - ROUND 3 - LAP CHART**

Lap 21			Lap 22			Lap 23			Lap 24			Lap 25		
No	Behind	Laptime	No	Behind	Laptime	No	Behind	Laptime	No	Behind	Laptime	No	Behind	Laptime
1		51.809	1		51.052	1		51.863	1		51.405	1		51.456
62	1 LAP	55.358	62	1 LAP	54.516	44	2 LAPS	57.121	44	2 LAPS	56.012	48	2 LAPS	56.591
49	2 LAPS	56.910	12	1 LAP	52.526	62	1 LAP	54.468	62	1 LAP	54.256	44	2 LAPS	56.305
12	1 LAP	53.082	21	12.615	52.678	12	1 LAP	52.788	12	1 LAP	52.655	62	1 LAP	54.231
21	10.989	52.500	49	2 LAPS	57.831	21	13.563	52.811	21	14.832	52.674	12	1 LAP	52.507
2	16.269	52.213	2	17.363	52.146	2	17.705	52.205	2	18.567	52.267	21	16.261	52.885
7	17.483	52.478	7	18.571	52.140	7	19.644	52.936	7	20.826	52.587	2	19.372	52.261
11	22.064	52.178	11	23.663	52.651	49	2 LAPS	57.883	11	25.645	53.162	7	21.376	52.006
3	25.570	52.875	3	27.107	52.589	11	23.888	52.088	3	28.800	52.477	11	26.530	52.341
5	26.241	52.946	5	27.757	52.568	3	27.728	52.484	49	2 LAPS	58.452	3	30.156	52.812
10	26.767	52.712	10	28.124	52.409	5	28.895	53.001	5	30.422	52.932	5	32.103	53.137
47	2 LAPS	59.397	47	2 LAPS	57.183	10	29.447	53.186	10	30.954	52.912	10	34.667	55.169
48	1 LAP	56.229	48	1 LAP	56.055	47	2 LAPS	57.393	47	2 LAPS	57.415	49	2 LAPS	58.520
44	1 LAP	56.488				48	1 LAP	56.259						

Weather / Track : Bright / Dry

Knockhill  
 Circuit Length = 1.2713 miles  
 Start: 12:06 End: 13:08

**Avon Tyres British GT Championship**  
**RACE 1 - ROUND 3 - LAP CHART**

Lap 26			Lap 27			Lap 28			Lap 29			Lap 30		
No	Behind	Laptime	No	Behind	Laptime	No	Behind	Laptime	No	Behind	Laptime	No	Behind	Laptime
1		51.859	1		51.084	1		51.228	1		51.360	1		51.399
47	3 LAPS	58.378	47	3 LAPS	57.369	48	2 LAPS	57.475	48	2 LAPS	57.653	10	2 LAPS	1:57.857
48	2 LAPS	56.310	48	2 LAPS	55.937	47	3 LAPS	58.840	47	3 LAPS	57.632	3	2 LAPS	2:05.280
12	1 LAP	53.079	12	1 LAP	54.474	62	1 LAP	55.444	62	1 LAP	53.928	49	4 LAPS	1:55.341
62	1 LAP	55.056	62	1 LAP	55.506	2	25.573	55.299	11	30.138	52.312	62	1 LAP	54.185
21	17.477	53.075	2	21.502	52.772	11	29.186	52.192	7	1 LAP	1:51.836	11	31.196	52.457
44	2 LAPS	58.420	21	23.127	56.734	5	36.932	53.031	21	1 LAP	1:55.616	47	3 LAPS	1:01.391
2	19.814	52.301	7	24.323	53.971				12	2 LAPS	1:59.866	7	1 LAP	51.589
7	21.436	51.919	44	2 LAPS	1:00.226				5	40.955	55.383	2	1 LAP	1:53.900
11	27.016	52.345	11	28.222	52.290				44	3 LAPS	1:58.862	12	2 LAPS	52.488
3	31.081	52.784	3	34.336	54.339							21	1 LAP	59.783
5	33.251	53.007	5	35.129	52.962							44	3 LAPS	56.030
10	35.199	52.391	10	38.222	54.107									
49	2 LAPS	56.405	49	2 LAPS	59.137									

Weather / Track : Bright / Dry

Knockhill  
 Circuit Length = 1.2713 miles  
 Start: 12:06 End: 13:08

**Avon Tyres British GT Championship**  
**RACE 1 - ROUND 3 - LAP CHART**

Lap 31			Lap 32			Lap 33			Lap 34			Lap 35		
No	Behind	Laptime	No	Behind	Laptime	No	Behind	Laptime	No	Behind	Laptime	No	Behind	Laptime
1		50.927	1		51.660	1		51.419	1		51.328	1		51.167
10	2 LAPS	51.994	44	4 LAPS	56.066	10	2 LAPS	51.865	10	2 LAPS	51.371	10	2 LAPS	51.277
3	2 LAPS	51.912	10	2 LAPS	51.356	47	5 LAPS	2:06.326	3	2 LAPS	52.134	3	2 LAPS	51.826
49	4 LAPS	56.165	3	2 LAPS	52.164	44	4 LAPS	55.669	47	5 LAPS	55.439	47	5 LAPS	54.907
11	33.580	53.311	5	2 LAPS	2:02.973	3	2 LAPS	51.958	5	2 LAPS	52.409	5	2 LAPS	52.132
7	1 LAP	51.991	49	4 LAPS	55.820	5	2 LAPS	52.724	44	4 LAPS	1:13.553	49	4 LAPS	55.272
62	1 LAP	55.533	11	33.956	52.036	49	4 LAPS	55.977	49	4 LAPS	55.727	7	1 LAP	50.966
2	1 LAP	51.266	7	1 LAP	51.282	11	34.855	52.318	7	1 LAP	52.029	2	1 LAP	51.241
48	3 LAPS	1:56.650	2	1 LAP	51.410	7	1 LAP	52.058	11	36.332	52.805	12	2 LAPS	51.220
12	2 LAPS	51.717	62	1 LAP	54.272	2	1 LAP	50.848	2	1 LAP	51.615	11	40.537	55.372
			12	2 LAPS	52.024	12	2 LAPS	52.230	12	2 LAPS	51.323	62	1 LAP	54.089
			48	3 LAPS	55.754	62	1 LAP	55.295	62	1 LAP	54.009			
						48	3 LAPS	55.388	48	3 LAPS	55.209			

Weather / Track : Bright / Dry

Knockhill  
 Circuit Length = 1.2713 miles  
 Start: 12:06 End: 13:08

**Avon Tyres British GT Championship**  
**RACE 1 - ROUND 3 - LAP CHART**

Lap 36			Lap 37			Lap 38			Lap 39			Lap 40		
No	Behind	Laptime	No	Behind	Laptime	No	Behind	Laptime	No	Behind	Laptime	No	Behind	Laptime
1		51.639	1		53.162	1		1:51.110	1		51.744	1		51.799
48	4 LAPS	55.825	10	2 LAPS	51.563	3	1 LAP	51.928	3	1 LAP	52.028	3	1 LAP	51.840
10	2 LAPS	51.239	48	4 LAPS	56.001	48	3 LAPS	55.355	5	1 LAP	52.858	5	1 LAP	52.237
3	2 LAPS	51.740	3	2 LAPS	51.735	5	1 LAP	52.184	48	3 LAPS	56.623	48	3 LAPS	55.598
5	2 LAPS	52.243	5	2 LAPS	51.954	47	4 LAPS	54.527	62	2 LAPS	2:05.571	62	2 LAPS	55.755
47	5 LAPS	54.492	47	5 LAPS	54.291	7	24.709	51.210	47	4 LAPS	54.742	47	4 LAPS	54.584
7	1 LAP	51.378	7	1 LAP	51.375	2	25.200	51.275	7	24.026	51.061	7	23.438	51.211
2	1 LAP	50.924	2	1 LAP	51.387	12	1 LAP	55.105	2	24.758	51.302	2	24.015	51.056
49	4 LAPS	55.440	12	2 LAPS	51.269	49	3 LAPS	55.350	49	3 LAPS	55.757	12	1 LAP	51.416
12	2 LAPS	51.370	49	4 LAPS	55.312	10	46.761	52.063	12	1 LAP	1:04.013	10	46.135	51.484
44	5 LAPS	1:58.268	11	1 LAP	1:56.324	11	47.233	53.192	10	46.450	51.433	49	3 LAPS	55.929
62	1 LAP	54.666	10	1 LAP	51.375				11	48.226	52.737	11	48.813	52.386
			62	1 LAP	55.926									
			3	1 LAP	52.019									
			48	3 LAPS	55.731									

Weather / Track : Bright / Dry

Knockhill  
 Circuit Length = 1.2713 miles  
 Start: 12:06 End: 13:08

**Avon Tyres British GT Championship**  
**RACE 1 - ROUND 3 - LAP CHART**

Lap 41			Lap 42			Lap 43			Lap 44			Lap 45		
No	Behind	Laptime	No	Behind	Laptime	No	Behind	Laptime	No	Behind	Laptime	No	Behind	Laptime
1		51.475	1		51.631	1		51.570	1		52.768	1		51.451
3	1 LAP	51.996	3	1 LAP	52.521	3	1 LAP	52.369	11	1 LAP	53.666	11	1 LAP	52.511
5	1 LAP	51.970	5	1 LAP	51.911	49	4 LAPS	56.129	3	1 LAP	52.820	3	1 LAP	52.164
48	3 LAPS	56.278	48	3 LAPS	55.579	5	1 LAP	52.225	10	1 LAP	1:00.051	5	1 LAP	53.008
2	24.190	51.650	2	23.569	51.010	2	23.503	51.504	49	4 LAPS	55.522	49	4 LAPS	56.515
7	24.512	52.549	7	24.511	51.630	7	24.662	51.721	5	1 LAP	52.218	2	21.941	51.423
62	2 LAPS	57.555	47	4 LAPS	55.941	48	3 LAPS	57.092	2	21.969	51.234	7	22.864	51.139
47	4 LAPS	57.073	62	2 LAPS	57.169	47	4 LAPS	54.855	7	23.176	51.282	48	3 LAPS	55.581
12	1 LAP	51.515	12	1 LAP	51.587	62	2 LAPS	55.421	48	3 LAPS	55.658	47	4 LAPS	54.789
10	48.231	53.571	11	51.136	53.030	12	1 LAP	51.577	47	4 LAPS	54.968	62	2 LAPS	55.715
11	49.737	52.399	10	51.200	54.600				62	2 LAPS	55.570	12	1 LAP	51.443
49	3 LAPS	55.630							12	1 LAP	51.830			

Weather / Track : Bright / Dry

Knockhill  
 Circuit Length = 1.2713 miles  
 Start: 12:06 End: 13:08

**Avon Tyres British GT Championship**  
**RACE 1 - ROUND 3 - LAP CHART**

Lap 46			Lap 47			Lap 48			Lap 49			Lap 50		
No	Behind	Laptime	No	Behind	Laptime	No	Behind	Laptime	No	Behind	Laptime	No	Behind	Laptime
1		51.577	1		51.975	1		52.029	1		52.589	1		51.798
11	1 LAP	52.103	11	1 LAP	52.399	11	1 LAP	52.421	62	3 LAPS	56.291	47	5 LAPS	55.178
3	1 LAP	52.068	3	1 LAP	52.443	3	1 LAP	53.952	11	1 LAP	53.188	11	1 LAP	53.137
5	1 LAP	52.480	5	1 LAP	52.500	5	1 LAP	52.558	5	1 LAP	52.765	62	3 LAPS	56.273
49	4 LAPS	55.413	49	4 LAPS	55.862	2	20.478	51.455	3	1 LAP	1:04.992	5	1 LAP	52.804
2	21.724	51.360	2	21.052	51.303	7	21.724	51.827	2	19.478	51.589	2	20.450	52.770
7	22.440	51.153	7	21.926	51.461	49	4 LAPS	56.964	7	20.644	51.509	7	21.132	52.286
48	3 LAPS	55.757	48	3 LAPS	55.840	12	1 LAP	51.563	49	4 LAPS	55.828	3	1 LAP	54.662
47	4 LAPS	55.921	12	1 LAP	52.007	48	3 LAPS	55.655	12	1 LAP	51.758	49	4 LAPS	55.620
12	1 LAP	53.333	47	4 LAPS	55.105	47	4 LAPS	54.839	48	3 LAPS	55.814	12	1 LAP	51.438
62	2 LAPS	56.724	62	2 LAPS	55.747									

Weather / Track : Bright / Dry

Knockhill  
 Circuit Length = 1.2713 miles  
 Start: 12:06 End: 13:08

**Avon Tyres British GT Championship**  
**RACE 1 - ROUND 3 - LAP CHART**

Lap 51			Lap 52			Lap 53			Lap 54			Lap 55		
No	Behind	Laptime	No	Behind	Laptime	No	Behind	Laptime	No	Behind	Laptime	No	Behind	Laptime
1		52.431	1		52.265	1		52.331	1		52.088	1		52.038
48	4 LAPS	56.862	47	5 LAPS	55.688	11	1 LAP	53.436	11	1 LAP	53.337	11	1 LAP	52.748
47	5 LAPS	54.844	11	1 LAP	53.658	47	5 LAPS	55.969	47	5 LAPS	54.790	5	1 LAP	52.704
11	1 LAP	53.156	48	4 LAPS	56.913	48	4 LAPS	56.375	48	4 LAPS	55.547	47	5 LAPS	55.239
62	3 LAPS	56.028	5	1 LAP	52.682	5	1 LAP	52.475	5	1 LAP	52.701	2	16.548	51.574
5	1 LAP	52.783	62	3 LAPS	56.734	2	17.959	51.483	2	17.012	51.141	7	17.616	51.676
2	19.645	51.626	2	18.807	51.427	7	18.605	51.350	7	17.978	51.461	48	4 LAPS	56.599
7	20.245	51.544	7	19.586	51.606	62	3 LAPS	56.289	62	3 LAPS	55.887	62	3 LAPS	56.003
49	4 LAPS	55.977	49	4 LAPS	55.811	3	2 LAPS	1:35.471	3	2 LAPS	51.870	3	2 LAPS	51.714
12	1 LAP	51.875	12	1 LAP	51.655	49	4 LAPS	55.705	12	1 LAP	52.029	12	1 LAP	51.806
3	1 LAP	1:18.567				12	1 LAP	51.758	49	4 LAPS	55.839	49	4 LAPS	56.099

Weather / Track : Bright / Dry

Knockhill  
 Circuit Length = 1.2713 miles  
 Start: 12:06 End: 13:08

**Avon Tyres British GT Championship**  
**RACE 1 - ROUND 3 - LAP CHART**

Lap 56			Lap 57			Lap 58			Lap 59			Lap 60		
No	Behind	Laptime	No	Behind	Laptime	No	Behind	Laptime	No	Behind	Laptime	No	Behind	Laptime
1		52.033	1		52.852	1		52.189	1		52.710	1		52.775
11	1 LAP	52.803	49	5 LAPS	57.020	49	5 LAPS	55.791	49	5 LAPS	55.675	11	1 LAP	52.695
5	1 LAP	52.947	11	1 LAP	52.489	11	1 LAP	52.458	11	1 LAP	52.597	2	11.835	51.471
2	16.589	52.074	2	15.401	51.664	2	14.482	51.270	2	13.139	51.367	49	5 LAPS	56.822
7	17.791	52.208	7	17.105	52.166	7	16.611	51.695	7	15.469	51.568	7	14.021	51.327
47	5 LAPS	55.301	5	1 LAP	55.168	5	1 LAP	52.653	5	1 LAP	52.559	5	1 LAP	52.679
48	4 LAPS	55.650	47	5 LAPS	54.906	47	5 LAPS	55.021	47	5 LAPS	55.097	47	5 LAPS	55.518
62	3 LAPS	55.195	48	4 LAPS	55.764	48	4 LAPS	55.627	48	4 LAPS	55.815	3	2 LAPS	51.754
3	2 LAPS	51.455	62	3 LAPS	55.621	3	2 LAPS	52.120	3	2 LAPS	52.006	48	4 LAPS	56.216
12	1 LAP	51.761	3	2 LAPS	51.529	62	3 LAPS	56.177	12	1 LAP	52.041	12	1 LAP	51.960
			12	1 LAP	52.037	12	1 LAP	52.014	62	3 LAPS	56.427	62	3 LAPS	55.721

Weather / Track : Bright / Dry

Knockhill  
 Circuit Length = 1.2713 miles  
 Start: 12:06 End: 13:08

**Avon Tyres British GT Championship**  
**RACE 1 - ROUND 3 - LAP CHART**

Lap 61			Lap 62			Lap 63			Lap 64			Lap 65		
No	Behind	Laptime	No	Behind	Laptime	No	Behind	Laptime	No	Behind	Laptime	No	Behind	Laptime
1		52.140	1		51.728	1		52.227	1		51.836	1		51.861
11	1 LAP	52.844	11	1 LAP	52.150	62	4 LAPS	56.854	62	4 LAPS	56.126	62	4 LAPS	56.157
2	11.537	51.842	2	12.149	52.340	2	11.819	51.897	2	11.383	51.400	2	11.186	51.664
7	14.141	52.260	7	13.722	51.309	11	1 LAP	53.171	7	14.728	53.300	7	14.914	52.047
49	5 LAPS	56.464	5	1 LAP	53.236	7	13.264	51.769	11	1 LAP	54.763	11	1 LAP	52.879
5	1 LAP	52.813	49	5 LAPS	56.489	5	1 LAP	52.824	5	1 LAP	53.176	5	1 LAP	52.862
47	5 LAPS	55.126	3	2 LAPS	52.169	49	5 LAPS	55.879	49	5 LAPS	56.253	49	5 LAPS	55.904
3	2 LAPS	51.982	47	5 LAPS	55.395	3	2 LAPS	52.003	3	2 LAPS	51.894	3	2 LAPS	52.231
48	4 LAPS	55.852	12	1 LAP	52.003	47	5 LAPS	54.918	12	1 LAP	52.257	12	1 LAP	52.141
12	1 LAP	52.269	48	4 LAPS	55.867	12	1 LAP	52.031	47	5 LAPS	55.647	47	5 LAPS	54.972
62	3 LAPS	56.051				48	4 LAPS	56.148	48	4 LAPS	55.918			

Weather / Track : Bright / Dry

Knockhill  
Circuit Length = 1.2713 miles  
Start: 12:06 End: 13:08

**Avon Tyres British GT Championship**  
**RACE 1 - ROUND 3 - LAP CHART**

Lap 66			Lap 67			Lap 68			Lap 69		
No	Behind	Laptime	No	Behind	Laptime	No	Behind	Laptime	No	Behind	Laptime
1		52.013	1		52.176	1		52.539	1		52.800
48	5 LAPS	56.072	48	5 LAPS	56.254	2	9.690	51.331	47	6 LAPS	55.004
2	11.538	52.365	2	10.898	51.536	48	5 LAPS	56.217	2	8.730	51.840
62	4 LAPS	56.296	7	14.893	52.457	7	14.105	51.751	7	13.388	52.083
7	14.612	51.711	11	1 LAP	52.651	11	1 LAP	52.951	48	5 LAPS	55.853
11	1 LAP	53.032	62	4 LAPS	57.383	62	4 LAPS	56.449	11	1 LAP	52.872
5	1 LAP	52.956	5	1 LAP	52.832	5	1 LAP	52.756	62	4 LAPS	56.294
3	2 LAPS	53.082	3	2 LAPS	52.083	3	2 LAPS	52.378	5	1 LAP	53.971
49	5 LAPS	57.652	12	1 LAP	52.025	12	1 LAP	51.957	3	2 LAPS	52.339
12	1 LAP	51.997	49	5 LAPS	55.785	49	5 LAPS	56.572	12	1 LAP	52.372
47	5 LAPS	54.838	47	5 LAPS	54.916				49	5 LAPS	57.188

Weather / Track : Bright / Dry

Knockhill  
 Circuit Length = 1.2713 miles  
 Start: 12:06 End: 13:08

# Avon Tyres British GT Championship

## RACE 1 - ROUND 3 - SECTOR ANALYSIS

1		JONES-JONES		GT3 Preci Spark									
1 -		21.215	124.0	15.279	113.0	57.609	36 -	16.392	20.351	124.3	14.896	113.2	51.639
2 -	17.198	20.927	125.0	14.992	113.4	53.117	37 -	16.659	20.122	125.4	16.381	50.0	53.162
3 -	16.728	20.231	125.2	14.729	113.2	51.688	38 -	1:15.871	20.352	124.7	14.887	112.6	1:51.110
4 -	16.574	20.383	125.0	14.756	113.4	51.713	39 -	16.745	20.067	124.3	14.932	112.8	51.744
5 -	16.465	20.129	124.5	14.660	<b>113.7</b>	51.254	40 -	16.873	19.977	124.3	14.949	112.2	51.799
6 -	16.554	20.000	124.3	14.895	112.4	51.449	41 -	16.687	19.997	125.0	14.791	113.4	51.475
7 -	16.510	19.795	126.1	14.842	112.0	51.147	42 -	16.746	19.907	125.4	14.978	112.4	51.631
8 -	16.356	20.028	125.0	14.766	112.8	51.150	43 -	16.754	19.985	124.7	14.831	113.6	51.570
9 -	16.495	19.975	125.9	14.739	112.8	51.209	44 -	17.296	20.442	123.4	15.030	112.6	52.768
10 -	16.463	20.380	124.5	14.678	113.0	51.521	45 -	16.591	19.901	125.2	14.959	112.8	51.451
11 -	16.390	<b>19.662</b>	126.1	<b>14.638</b>	112.4	<b>50.690</b>	46 -	16.578	19.985	124.3	15.014	112.6	51.577
12 -	16.414	19.935	125.0	14.763	112.6	51.112	47 -	16.752	20.229	124.7	14.994	112.2	51.975
13 -	16.388	21.448	123.6	15.027	112.0	52.863	48 -	16.880	20.171	125.0	14.978	112.6	52.029
14 -	16.995	20.712	125.2	14.954	112.6	52.661	49 -	17.262	20.350	124.5	14.977	112.8	52.589
15 -	16.634	21.163	122.5	15.050	112.4	52.847	50 -	16.654	19.961	125.4	15.183	112.4	51.798
16 -	16.356	19.736	<b>126.4</b>	14.733	113.0	50.825	51 -	16.762	20.753	122.9	14.916	112.6	52.431
17 -	16.398	20.753	123.6	14.824	112.6	51.975	52 -	16.930	20.083	124.3	15.252	112.8	52.265
18 -	16.432	19.930	125.2	14.786	113.0	51.148	53 -	16.986	20.255	124.5	15.090	113.0	52.331
19 -	16.573	19.930	<b>126.4</b>	14.805	112.8	51.308	54 -	16.817	20.240	124.5	15.031	113.2	52.088
20 -	16.698	19.905	125.2	15.058	112.6	51.661	55 -	16.761	20.302	124.7	14.975	113.2	52.038
21 -	16.466	20.382	124.0	14.961	113.4	51.809	56 -	16.638	20.425	124.5	14.970	113.0	52.033
22 -	<b>16.259</b>	19.914	125.4	14.879	113.0	51.052	57 -	16.867	20.885	122.2	15.100	112.8	52.852
23 -	16.421	20.440	124.0	15.002	112.6	51.863	58 -	16.822	20.304	124.5	15.063	112.4	52.189
24 -	16.356	20.049	124.5	15.000	113.0	51.405	59 -	16.860	20.258	124.5	15.592	111.1	52.710
25 -	16.425	19.895	125.7	15.136	112.8	51.456	60 -	16.985	20.594	124.0	15.196	113.2	52.775
26 -	16.404	20.587	123.1	14.868	113.0	51.859	61 -	16.765	20.289	124.5	15.086	112.8	52.140
27 -	16.485	19.926	125.4	14.673	113.4	51.084	62 -	16.727	19.981	124.7	15.020	113.0	51.728
28 -	16.400	19.925	125.0	14.903	113.2	51.228	63 -	16.670	20.091	125.0	15.466	112.4	52.227
29 -	16.478	20.058	123.6	14.824	113.2	51.360	64 -	16.775	20.110	124.7	14.951	113.0	51.836
30 -	16.451	20.055	124.3	14.893	<b>113.7</b>	51.399	65 -	16.763	20.077	125.4	15.021	113.4	51.861
31 -	16.287	19.863	125.7	14.777	113.6	50.927	66 -	16.777	20.178	124.3	15.058	113.4	52.013
32 -	16.498	20.395	123.6	14.767	113.2	51.660	67 -	16.828	20.325	124.5	15.023	113.4	52.176
33 -	16.502	19.999	125.4	14.918	113.2	51.419	68 -	17.094	20.412	125.2	15.033	113.4	52.539
34 -	16.515	19.920	124.7	14.893	113.2	51.328	69 -	17.031	20.340	122.7	15.429	111.7	52.800
35 -	16.457	19.895	125.7	14.815	113.6	51.167							
2		CAMERON-GRIFFIN		GT3 Mtech									
1 -		21.611	124.0	15.623	113.4	1:00.803	36 -	16.355	20.206	126.9	14.826	115.5	51.387
2 -	17.058	20.803	126.6	14.764	115.1	52.625	37 -	16.330	19.868	126.9	14.734	115.7	50.932
3 -	17.007	20.718	126.9	14.800	114.7	52.525	38 -	16.351	20.018	126.1	14.906	115.5	51.275
4 -	16.770	21.048	125.2	14.900	114.9	52.718	39 -	16.404	19.966	127.3	14.932	113.6	51.302
5 -	16.757	20.544	127.8	14.990	113.6	52.291	40 -	16.421	19.868	127.1	14.767	116.1	51.056
6 -	16.704	20.299	127.8	14.845	113.7	51.848	41 -	16.268	20.472	125.7	14.910	115.7	51.650
7 -	16.566	20.264	128.1	14.827	113.2	51.657	42 -	16.474	19.972	126.4	<b>14.564</b>	116.1	51.010
8 -	16.655	20.220	128.3	14.695	113.2	51.570	43 -	16.824	19.987	127.6	14.693	116.1	51.504
9 -	16.963	20.428	<b>128.6</b>	15.095	113.6	52.486	44 -	16.455	19.871	127.1	14.908	113.0	51.234
10 -	16.702	20.513	128.1	14.991	113.7	52.206	45 -	16.606	20.033	126.4	14.784	115.7	51.423
11 -	16.721	20.434	127.6	15.355	112.2	52.510	46 -	16.462	20.156	127.3	14.742	114.5	51.360
12 -	16.725	21.587	125.9	14.826	114.1	53.138	47 -	16.536	19.940	126.4	14.827	115.7	51.303
13 -	17.075	20.146	128.3	14.808	113.0	52.029	48 -	16.718	19.883	126.4	14.854	114.9	51.455
14 -	17.272	20.181	<b>128.6</b>	14.876	113.9	52.329	49 -	16.502	19.978	126.1	15.109	115.5	51.589
15 -	16.698	20.457	127.8	14.767	110.7	51.922	50 -	17.163	20.702	126.4	14.905	114.3	52.770
16 -	16.660	21.193	126.6	15.039	113.4	52.892	51 -	16.714	20.126	127.1	14.786	115.3	51.626
17 -	17.011	20.178	127.8	14.929	113.6	52.118	52 -	16.653	19.954	126.6	14.820	115.5	51.427
18 -	16.697	20.347	128.1	14.919	114.5	51.963	53 -	16.534	20.034	125.7	14.915	115.9	51.483
19 -	16.644	20.696	127.6	15.130	114.5	52.470	54 -	16.480	<b>19.811</b>	126.6	14.850	115.5	51.141
20 -	16.710	21.060	127.3	14.942	113.0	52.712	55 -	16.505	20.257	125.7	14.812	115.7	51.574
21 -	16.754	20.619	126.9	14.840	114.7	52.213	56 -	16.641	20.312	125.2	15.121	114.7	52.074
22 -	16.880	20.362	127.3	14.904	114.3	52.146	57 -	16.617	20.092	126.9	14.955	115.7	51.664
23 -	17.005	20.346	127.6	14.854	113.7	52.205	58 -	16.517	19.977	127.8	14.776	115.5	51.270
24 -	16.760	20.431	127.1	15.076	114.9	52.267	59 -	16.525	19.956	127.8	14.886	<b>116.3</b>	51.367
25 -	16.813	20.511	127.1	14.937	113.6	52.261	60 -	16.557	19.963	127.8	14.951	115.9	51.471

Knockhill

Circuit Length = 1.2713 miles

Start: 12:06 End: 13:08

# Avon Tyres British GT Championship

## RACE 1 - ROUND 3 - SECTOR ANALYSIS

26 -	16.774	20.572	128.1	14.955	114.7	52.301	61 -	16.619	20.080	126.4	15.143	115.1	51.842
27 -	17.118	20.676	127.8	14.978	114.3	52.772	62 -	16.703	20.313	124.0	15.324	113.4	52.340
28 -	17.901	20.947	126.6	16.451	50.5	55.299	63 -	16.749	20.336	123.8	14.812	115.1	51.897
29 -	1:18.982	20.260	126.4	14.658	114.7	1:53.900	64 -	16.691	19.895	126.9	14.814	116.1	51.400
30 -	16.436	20.126	126.9	14.704	114.5	51.266	65 -	16.540	20.090	126.6	15.034	114.9	51.664
31 -	16.541	20.253	124.7	14.616	115.5	51.410	66 -	16.748	20.692	126.1	14.925	115.1	52.365
32 -	16.236	19.943	127.3	14.669	115.3	<b>50.848</b>	67 -	16.539	20.002	127.1	14.995	116.1	51.536
33 -	16.426	20.331	125.9	14.858	114.5	51.615	68 -	16.491	19.941	126.1	14.899	115.7	51.331
34 -	16.541	20.052	126.9	14.648	115.5	51.241	69 -	16.782	19.986	126.6	15.072	115.1	51.840
35 -	<b>16.234</b>	19.907	127.1	14.783	114.9	50.924							

<b>3</b>	<b>LESTER-DAOUDI</b>													<b>GT3 Hector Lester</b>												
1 -		22.104	121.1	16.244	109.3	1:03.410	35 -	16.535	20.327	125.7	14.873	112.6	51.735													
2 -	17.701	20.756	122.5	15.327	111.1	53.784	36 -	16.636	20.177	<b>126.6</b>	15.206	112.2	52.019													
3 -	16.812	20.639	124.5	15.134	111.7	52.585	37 -	16.788	20.185	125.4	14.955	113.4	51.928													
4 -	16.841	20.425	124.3	15.178	111.5	52.444	38 -	16.661	20.262	125.7	15.105	113.0	52.028													
5 -	16.695	20.150	125.0	14.947	111.5	51.792	39 -	<b>16.412</b>	20.283	125.0	15.145	112.0	51.840													
6 -	16.675	20.515	123.6	15.002	111.5	52.192	40 -	16.651	20.248	124.3	15.097	112.4	51.996													
7 -	16.640	20.306	125.9	14.983	112.0	51.929	41 -	16.595	20.861	124.7	15.065	112.2	52.521													
8 -	16.706	20.565	125.4	15.154	112.0	52.425	42 -	16.652	20.486	123.8	15.231	112.4	52.369													
9 -	17.058	20.242	125.7	15.198	112.6	52.498	43 -	16.664	20.809	124.0	15.347	111.3	52.820													
10 -	17.551	22.013	124.0	14.918	112.8	54.482	44 -	16.637	20.425	124.0	15.102	112.0	52.164													
11 -	16.869	20.417	125.0	14.920	112.6	52.206	45 -	16.654	20.231	124.0	15.183	112.4	52.068													
12 -	16.642	20.991	123.8	15.283	112.4	52.916	46 -	16.739	20.457	125.4	15.247	112.0	52.443													
13 -	17.119	20.624	125.4	15.277	111.1	53.020	47 -	16.880	20.703	125.4	16.369	50.4	53.952													
14 -	16.768	20.518	124.3	15.160	112.2	52.446	48 -	28.970	20.755	123.8	15.267	112.8	1:04.992													
15 -	16.853	20.380	125.0	15.724	112.2	52.957	49 -	17.192	22.021	119.6	15.449	112.2	54.662													
16 -	17.214	20.319	125.0	15.498	108.6	53.031	50 -	18.942	32.670	64.0	26.955	35.1	1:18.567													
17 -	17.016	20.641	123.6	14.965	111.5	52.622	51 -	59.834	20.714	125.7	14.923	113.2	1:35.471													
18 -	16.694	20.494	124.7	15.055	111.1	52.243	52 -	16.731	19.997	124.0	15.142	113.2	51.870													
19 -	16.664	20.291	122.7	15.081	111.3	52.036	53 -	16.634	20.163	124.5	14.917	113.7	51.714													
20 -	16.634	20.626	123.6	15.173	111.1	52.433	54 -	16.697	<b>19.910</b>	124.7	<b>14.848</b>	113.7	<b>51.455</b>													
21 -	16.694	20.946	122.0	15.235	111.3	52.875	55 -	16.520	19.952	125.0	15.057	113.0	51.529													
22 -	16.817	20.552	123.1	15.220	111.5	52.589	56 -	16.546	20.200	125.2	15.374	113.0	52.120													
23 -	16.720	20.555	123.6	15.209	110.6	52.484	57 -	16.576	20.317	125.4	15.113	112.8	52.006													
24 -	16.767	20.570	125.9	15.140	110.9	52.477	58 -	16.624	20.026	125.7	15.104	113.0	51.754													
25 -	16.680	20.762	124.5	15.370	110.4	52.812	59 -	16.597	20.269	123.4	15.116	113.2	51.982													
26 -	16.931	20.614	124.3	15.239	112.4	52.784	60 -	16.599	20.432	125.4	15.138	112.8	52.169													
27 -	17.046	20.930	123.6	16.363	52.3	54.339	61 -	16.728	20.265	124.3	15.010	113.0	52.003													
28 -	1:29.786	20.532	125.7	14.962	112.2	2:05.280	62 -	16.619	20.127	125.0	15.148	112.6	51.894													
29 -	16.708	20.309	123.8	14.895	112.6	51.912	63 -	16.752	20.370	125.0	15.109	113.4	52.231													
30 -	16.654	20.590	122.2	14.920	112.8	52.164	64 -	17.198	20.855	124.5	15.029	<b>114.7</b>	53.082													
31 -	16.732	20.322	124.3	14.904	113.2	51.958	65 -	16.609	20.344	123.8	15.130	112.6	52.083													
32 -	16.823	20.109	<b>126.6</b>	15.202	112.6	52.134	66 -	16.829	20.165	124.5	15.384	112.8	52.378													
33 -	16.599	20.255	124.7	14.972	112.2	51.826	67 -	16.793	20.363	125.0	15.183	112.2	52.339													
34 -	16.489	20.335	124.5	14.916	112.4	51.740																				

<b>5</b>	<b>WILKINS-SCOTT</b>													<b>GT3 Craig Wilkins</b>												
1 -		22.085	123.6	15.863	111.5	1:01.508	35 -	16.609	20.093	125.0	15.252	113.0	51.954													
2 -	17.360	20.978	123.8	15.327	113.4	53.665	36 -	16.603	20.262	125.0	15.389	113.0	52.254													
3 -	16.983	20.750	125.9	15.256	113.4	52.989	37 -	16.641	20.285	124.7	15.258	113.2	52.184													
4 -	16.632	20.341	126.1	15.299	113.6	52.272	38 -	17.311	20.318	125.7	15.229	113.9	52.858													
5 -	16.956	20.117	125.9	<b>14.997</b>	113.2	52.070	39 -	16.690	20.364	125.4	15.183	113.9	52.237													
6 -	17.011	20.136	125.9	15.252	113.4	52.399	40 -	16.595	20.124	125.7	15.251	113.9	51.970													
7 -	16.606	<b>20.081</b>	<b>126.4</b>	15.123	113.9	<b>51.810</b>	41 -	<b>16.546</b>	20.098	125.9	15.267	113.9	51.911													
8 -	16.885	20.656	125.9	15.271	113.6	52.812	42 -	16.635	20.283	125.7	15.307	114.1	52.225													
9 -	16.684	20.395	125.7	15.104	113.4	52.183	43 -	16.716	20.269	<b>126.4</b>	15.233	114.3	52.218													
10 -	17.783	22.330	124.5	15.189	113.7	55.302	44 -	16.912	20.771	123.8	15.325	113.7	53.008													
11 -	16.866	20.219	126.1	15.118	113.7	52.203	45 -	16.765	20.257	125.2	15.458	113.4	52.480													
12 -	16.582	21.354	124.7	15.339	111.3	53.275	46 -	16.771	20.305	126.1	15.424	113.4	52.500													
13 -	16.922	20.571	126.1	15.266	112.6	52.759	47 -	16.814	20.373	125.9	15.371	113.4	52.558													
14 -	16.789	20.475	125.9	15.371	113.2	52.635	48 -	17.020	20.402	125.9	15.343	113.9	52.765													
15 -	16.754	20.473	125.7	15.441	112.6	52.668	49 -	16.956	20.361	126.1	15.487	113.6	52.804													
16 -	17.218	20.540	125.0	15.791	110.9	53.549	50 -	17.036	20.328	125.7	15.419	113.9	52.783													

Knockhill  
 Circuit Length = 1.2713 miles  
 Start: 12:06 End: 13:08

Weather / Track : Bright / Dry

# Avon Tyres British GT Championship

## RACE 1 - ROUND 3 - SECTOR ANALYSIS

17 -	17.247	20.661	124.3	15.296	113.2	53.204	51 -	16.749	20.583	124.0	15.350	113.9	52.682
18 -	16.616	20.383	125.0	15.204	112.6	52.203	52 -	16.836	20.317	125.4	15.322	114.1	52.475
19 -	16.654	20.334	125.4	15.228	113.0	52.216	53 -	16.801	20.439	125.9	15.461	114.1	52.701
20 -	16.728	20.392	125.2	15.209	112.6	52.329	54 -	16.907	20.375	124.7	15.422	113.4	52.704
21 -	16.777	20.849	122.2	15.320	113.4	52.946	55 -	16.891	20.513	125.7	15.543	111.1	52.947
22 -	16.689	20.623	125.2	15.256	112.6	52.568	56 -	19.099	20.637	125.2	15.432	113.7	55.168
23 -	16.793	20.802	125.2	15.406	113.2	53.001	57 -	16.784	20.394	125.2	15.475	113.7	52.653
24 -	16.890	20.704	125.2	15.338	113.2	52.932	58 -	16.675	20.390	<b>126.4</b>	15.494	114.1	52.559
25 -	16.856	20.812	124.3	15.469	113.0	53.137	59 -	16.935	20.296	125.4	15.448	<b>114.5</b>	52.679
26 -	16.805	20.580	125.9	15.622	112.8	53.007	60 -	16.936	20.552	125.9	15.325	113.9	52.813
27 -	16.790	20.597	125.4	15.575	111.5	52.962	61 -	16.988	20.432	125.2	15.816	113.4	53.236
28 -	17.006	20.701	125.2	15.324	113.7	53.031	62 -	16.933	20.343	126.1	15.548	113.2	52.824
29 -	17.027	20.727	125.0	17.629	37.6	55.383	63 -	17.031	20.657	125.4	15.488	113.7	53.176
30 -	1:26.554	21.037	124.5	15.382	113.0	2:02.973	64 -	16.957	20.525	125.4	15.380	113.7	52.862
31 -	16.791	20.614	125.4	15.319	112.4	52.724	65 -	16.958	20.560	125.2	15.438	113.9	52.956
32 -	16.750	20.464	125.7	15.195	113.4	52.409	66 -	16.886	20.502	125.4	15.444	114.1	52.832
33 -	16.614	20.227	<b>126.4</b>	15.291	112.2	52.132	67 -	16.970	20.419	125.2	15.367	114.3	52.756
34 -	16.832	20.185	125.9	15.226	113.6	52.243	68 -	17.267	20.945	124.7	15.759	111.5	53.971

7	ASHBURN-GEDDIE												GT3 Trackspeed											
1 -		21.700	118.1	15.260	110.4	59.672	36 -	16.521	20.097	123.6	14.757	111.1	51.375											
2 -	16.916	21.424	121.4	15.113	111.1	53.453	37 -	16.395	19.787	122.5	14.889	111.7	51.071											
3 -	16.752	20.776	122.0	14.956	111.3	52.484	38 -	16.353	19.912	123.8	14.945	111.5	51.210											
4 -	16.552	20.871	121.6	14.904	111.1	52.327	39 -	16.387	19.831	123.6	14.843	111.8	51.061											
5 -	16.536	20.489	122.9	<b>14.735</b>	111.3	51.760	40 -	16.407	19.787	123.8	15.017	112.4	51.211											
6 -	16.608	20.416	122.5	14.923	110.7	51.947	41 -	<b>16.320</b>	20.678	122.0	15.551	112.0	52.549											
7 -	16.559	20.506	122.9	14.741	111.1	51.806	42 -	16.454	20.076	122.0	15.100	111.8	51.630											
8 -	16.852	20.478	122.7	14.877	110.7	52.207	43 -	16.814	19.961	123.4	14.946	112.2	51.721											
9 -	16.466	20.708	121.6	15.071	110.4	52.245	44 -	16.360	19.962	123.8	14.960	111.8	51.282											
10 -	16.729	20.680	122.9	14.880	111.1	52.289	45 -	16.417	19.706	123.1	15.016	111.5	51.139											
11 -	16.761	20.587	122.5	15.278	110.0	52.626	46 -	16.396	19.830	123.6	14.927	111.7	51.153											
12 -	16.664	21.831	121.4	14.891	110.9	53.386	47 -	16.415	20.122	123.6	14.924	112.4	51.461											
13 -	16.675	20.230	122.9	15.202	110.6	52.107	48 -	16.693	19.991	123.1	15.143	111.3	51.827											
14 -	16.842	20.365	123.4	14.824	110.6	52.031	49 -	16.603	19.881	122.9	15.025	112.2	51.509											
15 -	16.669	20.320	123.4	14.902	110.7	51.891	50 -	16.551	20.729	120.7	15.006	111.8	52.286											
16 -	16.838	21.086	120.3	15.305	110.4	53.229	51 -	16.570	19.998	122.7	14.976	112.4	51.544											
17 -	17.425	20.573	122.9	15.403	110.0	53.401	52 -	16.502	20.085	122.5	15.019	112.6	51.606											
18 -	16.729	20.579	122.0	15.046	111.3	52.354	53 -	16.549	19.799	123.6	15.002	112.0	51.350											
19 -	16.551	20.496	122.7	15.230	111.3	52.277	54 -	16.655	19.757	123.6	15.049	112.8	51.461											
20 -	16.593	20.418	121.8	15.258	110.7	52.269	55 -	16.507	20.147	121.8	15.022	<b>113.0</b>	51.676											
21 -	16.619	20.646	121.6	15.213	111.5	52.478	56 -	16.566	20.474	121.6	15.168	112.8	52.208											
22 -	16.499	20.508	122.2	15.133	111.5	52.140	57 -	17.101	20.044	123.4	15.021	112.4	52.166											
23 -	17.036	20.555	122.2	15.345	110.6	52.936	58 -	16.556	19.967	123.1	15.172	112.2	51.695											
24 -	16.693	20.584	122.2	15.310	111.1	52.587	59 -	16.446	20.038	123.8	15.084	112.0	51.568											
25 -	16.480	20.418	122.7	15.108	111.3	52.006	60 -	16.435	19.771	123.8	15.121	112.4	51.327											
26 -	16.504	20.405	122.5	15.010	111.5	51.919	61 -	16.938	20.155	122.5	15.167	112.2	52.260											
27 -	16.744	20.757	120.5	16.470	48.9	53.971	62 -	16.510	19.719	123.6	15.080	112.4	51.309											
28 -	1:16.846	20.079	123.4	14.911	111.5	1:51.836	63 -	16.451	20.187	121.1	15.131	112.2	51.769											
29 -	16.721	19.903	124.3	14.965	111.1	51.589	64 -	17.597	20.584	121.8	15.119	112.4	53.300											
30 -	16.640	20.336	123.1	15.015	110.9	51.991	65 -	16.499	20.332	122.2	15.216	112.2	52.047											
31 -	16.488	19.831	123.6	14.963	111.8	51.282	66 -	16.566	20.005	124.0	15.140	112.4	51.711											
32 -	16.609	20.520	123.1	14.929	111.8	52.058	67 -	17.206	19.957	123.6	15.294	112.0	52.457											
33 -	16.564	20.542	123.1	14.923	111.8	52.029	68 -	16.648	19.906	123.8	15.197	112.4	51.751											
34 -	16.451	<b>19.600</b>	<b>124.5</b>	14.915	111.7	<b>50.966</b>	69 -	16.713	20.135	123.1	15.235	112.4	52.083											
35 -	16.321	20.057	123.1	15.000	111.1	51.378																		

10	WARREN-FERRIER												GT3 Chad Racing											
1 -		21.934	124.5	15.537	113.0	1:01.938	23 -	16.881	20.745	126.4	15.560	113.2	53.186											
2 -	17.686	21.107	125.9	15.094	113.7	53.887	24 -	16.851	20.690	125.4	15.371	113.9	52.912											
3 -	17.103	20.860	126.9	15.194	113.9	53.157	25 -	18.482	21.569	124.3	15.118	<b>114.7</b>	55.169											
4 -	16.893	20.564	127.1	<b>14.688</b>	114.5	52.145	26 -	16.600	20.924	126.1	14.867	<b>114.7</b>	52.391											
5 -	16.958	20.315	<b>128.1</b>	14.938	113.4	52.211	27 -	16.788	21.006	125.7	16.313	44.6	54.107											
6 -	16.833	20.318	127.1	15.024	113.6	52.175	28 -	1:22.586	20.253	126.6	15.018	112.8	1:57.857											
7 -	16.728	20.276	127.6	15.034	113.4	52.038	29 -	16.577	20.414	126.1	15.003	112.6	51.994											

Weather / Track : Bright / Dry

Knockhill  
Circuit Length = 1.2713 miles  
Start: 12:06 End: 13:08

# Avon Tyres British GT Championship

## RACE 1 - ROUND 3 - SECTOR ANALYSIS

8 -	16.674	20.790	126.9	15.270	112.4	52.734	30 -	16.439	19.926	126.4	14.991	112.6	51.356
9 -	16.693	20.382	126.1	15.197	113.7	52.272	31 -	16.565	20.404	125.4	14.896	112.6	51.865
10 -	17.336	22.531	124.7	15.432	114.1	55.299	32 -	16.474	19.978	126.9	14.919	112.8	51.371
11 -	16.976	20.746	126.4	14.818	113.0	52.540	33 -	16.343	20.047	125.9	14.887	113.7	51.277
12 -	16.480	21.222	127.1	15.224	113.7	52.926	34 -	<b>16.281</b>	19.949	126.4	15.009	113.4	<b>51.239</b>
13 -	16.877	20.860	126.4	15.072	113.6	52.809	35 -	16.730	19.889	125.9	14.944	113.6	51.563
14 -	16.676	20.668	126.4	15.391	112.4	52.735	36 -	16.507	<b>19.880</b>	126.4	14.988	111.3	51.375
15 -	16.749	20.428	125.7	15.559	113.6	52.736	37 -	16.591	21.336	122.9	15.051	113.7	52.978
16 -	17.869	20.466	126.9	14.947	111.3	53.282	38 -	16.575	20.156	124.5	15.332	113.7	52.063
17 -	16.995	20.627	126.1	15.352	113.2	52.974	39 -	16.408	20.103	125.4	14.922	113.9	51.433
18 -	16.523	20.397	126.6	15.194	113.4	52.114	40 -	16.352	19.981	125.7	15.151	114.1	51.484
19 -	16.836	20.322	126.4	14.918	113.4	52.076	41 -	16.366	20.043	126.1	17.162	94.3	53.571
20 -	16.904	20.561	126.1	15.298	112.2	52.763	42 -	17.135	20.758	122.5	16.707	100.5	54.600
21 -	16.598	21.333	123.6	14.781	114.1	52.712	43 -	18.188	21.595	120.9	20.268	37.6	1:00.051
22 -	16.638	20.686	125.4	15.085	113.6	52.409							

### 11 GARRIZ-BALBIANI

### GT3 Chad Racing

1 -		21.810	120.7	15.668	108.1	1:00.650	35 -	17.193	20.659	122.9	17.520	35.6	55.372
2 -	17.702	21.056	122.9	15.122	109.3	53.880	36 -	1:20.050	21.183	121.6	15.091	108.9	1:56.324
3 -	16.913	20.766	123.4	15.337	108.9	53.016	37 -	17.113	21.075	120.9	<b>14.903</b>	109.1	53.091
4 -	16.647	20.545	<b>124.3</b>	15.362	109.1	52.554	38 -	16.926	20.780	119.8	15.486	109.1	53.192
5 -	16.741	20.362	124.0	15.009	108.8	52.112	39 -	16.813	20.828	120.9	15.096	110.0	52.737
6 -	16.849	20.323	123.4	15.163	108.6	52.335	40 -	16.822	20.628	122.2	14.936	110.0	52.386
7 -	16.419	20.315	123.4	15.014	108.8	<b>51.748</b>	41 -	16.874	20.445	121.6	15.080	109.7	52.399
8 -	<b>16.340</b>	20.407	123.8	15.157	108.8	51.904	42 -	17.011	20.688	120.7	15.331	108.6	53.030
9 -	16.724	20.670	123.1	15.105	109.7	52.499	43 -	17.133	21.326	120.9	15.207	109.7	53.666
10 -	16.735	20.256	123.8	15.249	109.1	52.240	44 -	16.907	20.542	121.4	15.062	108.8	52.511
11 -	16.693	20.425	122.7	15.245	109.3	52.363	45 -	16.628	20.248	121.4	15.227	109.1	52.103
12 -	17.384	21.640	123.8	15.060	108.8	54.084	46 -	16.863	20.390	120.9	15.146	109.5	52.399
13 -	16.571	20.344	123.8	15.108	108.9	52.023	47 -	16.804	20.463	120.7	15.154	108.9	52.421
14 -	16.658	20.352	123.8	15.133	109.1	52.143	48 -	16.958	20.721	120.7	15.509	109.8	53.188
15 -	16.876	21.306	120.7	15.462	107.7	53.644	49 -	17.284	20.737	120.1	15.116	109.1	53.137
16 -	16.678	20.682	123.8	15.168	108.6	52.528	50 -	17.131	20.836	121.1	15.189	109.3	53.156
17 -	16.693	21.348	121.6	15.270	108.9	53.311	51 -	17.046	20.716	122.2	15.896	109.3	53.658
18 -	16.732	20.576	123.8	15.222	108.9	52.530	52 -	17.392	20.705	120.9	15.339	109.1	53.436
19 -	16.653	20.428	122.9	15.305	108.9	52.386	53 -	17.122	20.809	120.7	15.406	109.3	53.337
20 -	16.599	20.546	123.4	15.547	108.1	52.692	54 -	17.009	20.615	121.8	15.124	109.7	52.748
21 -	16.557	20.360	122.0	15.261	108.6	52.178	55 -	16.879	20.717	120.3	15.207	109.3	52.803
22 -	16.675	20.662	123.6	15.314	108.9	52.651	56 -	16.760	20.493	121.1	15.236	109.3	52.489
23 -	16.579	<b>20.208</b>	123.6	15.301	109.3	52.088	57 -	16.892	20.430	122.5	15.136	109.5	52.458
24 -	17.217	20.678	123.8	15.267	108.8	53.162	58 -	16.852	20.530	121.1	15.215	<b>110.2</b>	52.597
25 -	16.594	20.358	123.1	15.389	108.9	52.341	59 -	16.873	20.605	120.1	15.217	109.5	52.695
26 -	16.672	20.445	123.8	15.228	109.1	52.345	60 -	17.029	20.668	121.8	15.147	109.1	52.844
27 -	16.715	20.354	124.0	15.221	109.1	52.290	61 -	16.698	20.231	120.9	15.221	109.3	52.150
28 -	16.563	20.293	123.4	15.336	109.5	52.192	62 -	16.918	20.991	120.3	15.262	109.7	53.171
29 -	16.517	20.397	123.6	15.398	109.1	52.312	63 -	18.107	21.100	120.3	15.556	109.5	54.763
30 -	16.766	20.337	123.8	15.354	109.3	52.457	64 -	17.073	20.623	120.3	15.183	109.7	52.879
31 -	17.520	20.532	123.8	15.259	108.8	53.311	65 -	16.925	20.699	119.8	15.408	109.1	53.032
32 -	16.504	20.274	124.0	15.258	108.8	52.036	66 -	16.735	20.738	121.6	15.178	109.8	52.651
33 -	16.612	20.598	124.0	15.108	109.1	52.318	67 -	16.911	20.791	120.5	15.249	109.3	52.951
34 -	16.587	20.721	121.4	15.497	109.3	52.805	68 -	16.880	20.677	120.3	15.315	107.9	52.872

### 12 BURTON-WILCOX

### GT3 Phil Burton

1 -		21.499	121.1	15.287	113.9	59.213	35 -	16.576	19.991	126.1	14.702	114.9	51.269
2 -	17.080	20.873	126.1	15.152	113.7	53.105	36 -	16.456	19.980	127.8	14.807	114.7	51.243
3 -	16.863	20.835	127.6	15.060	113.0	52.758	37 -	16.459	20.447	127.6	18.199	27.6	55.105
4 -	16.784	20.423	128.1	14.949	113.0	52.156	38 -	28.902	20.249	127.1	14.862	114.7	1:04.013
5 -	16.734	20.520	127.8	14.758	112.4	52.012	39 -	16.544	20.095	126.6	14.777	115.3	51.416
6 -	16.727	20.266	127.6	14.716	114.1	51.709	40 -	16.570	20.059	126.9	14.886	114.1	51.515
7 -	16.807	20.330	128.1	15.088	113.9	52.225	41 -	16.591	20.129	127.6	14.867	114.9	51.587
8 -	16.910	20.227	127.8	14.909	112.8	52.046	42 -	16.531	20.251	127.1	14.795	115.5	51.577
9 -	16.612	20.711	125.2	14.837	114.3	52.160	43 -	16.623	20.351	126.6	14.856	114.7	51.830
10 -	17.042	20.284	128.3	14.914	113.2	52.240	44 -	16.473	20.175	126.9	14.795	115.3	51.443
11 -	17.024	20.296	<b>129.1</b>	15.096	113.4	52.416	45 -	17.057	21.464	126.6	14.812	114.9	53.333

Weather / Track : Bright / Dry

Knockhill

Circuit Length = 1.2713 miles

Start: 12:06 End: 13:08

# Avon Tyres British GT Championship

## RACE 1 - ROUND 3 - SECTOR ANALYSIS

12 -	16.882	1:02.046	120.7	15.301	112.8	1:34.229	46 -	16.730	20.355	126.9	14.922	115.3	52.007
13 -	16.900	20.653	126.9	14.955	112.8	52.508	47 -	16.610	20.074	126.9	14.879	114.5	51.563
14 -	16.745	23.447	115.3	15.133	113.2	55.325	48 -	16.590	20.319	127.6	14.849	114.9	51.758
15 -	17.084	20.694	128.6	15.145	112.8	52.923	49 -	16.543	20.097	127.8	14.798	115.3	51.438
16 -	17.197	20.617	128.1	14.936	113.9	52.750	50 -	16.454	20.210	126.6	15.211	114.5	51.875
17 -	16.793	21.386	126.6	15.177	112.0	53.356	51 -	16.660	20.141	126.6	14.854	115.5	51.655
18 -	16.825	20.375	127.1	14.910	113.2	52.110	52 -	16.633	20.177	127.3	14.948	115.9	51.758
19 -	16.743	20.864	125.2	15.033	113.4	52.640	53 -	16.810	20.399	126.6	14.820	116.1	52.029
20 -	17.132	20.950	127.3	15.000	113.0	53.082	54 -	16.586	20.315	127.1	14.905	115.7	51.806
21 -	16.931	20.544	127.1	15.051	113.9	52.526	55 -	16.522	20.212	127.3	15.027	115.5	51.761
22 -	16.891	21.006	126.4	14.891	113.7	52.788	56 -	16.734	20.366	126.9	14.937	114.9	52.037
23 -	16.911	20.640	126.9	15.104	113.6	52.655	57 -	16.701	20.387	127.1	14.926	115.1	52.014
24 -	16.753	20.764	126.4	14.990	114.5	52.507	58 -	16.683	20.324	128.3	15.034	115.3	52.041
25 -	16.980	20.751	123.1	15.348	113.4	53.079	59 -	16.713	20.332	127.1	14.915	115.3	51.960
26 -	17.337	20.762	127.6	16.375	51.3	54.474	60 -	16.610	20.512	127.3	15.147	114.7	52.269
27 -	1:24.539	20.603	125.7	14.724	113.9	1:59.866	61 -	16.686	20.419	127.3	14.898	115.1	52.003
28 -	17.471	20.133	128.1	14.884	114.3	52.488	62 -	16.693	20.362	128.1	14.976	114.7	52.031
29 -	16.706	20.246	126.9	14.765	114.5	51.717	63 -	17.017	20.282	128.6	14.958	115.3	52.257
30 -	16.787	20.411	126.6	14.826	114.5	52.024	64 -	16.676	20.446	127.6	15.019	114.7	52.141
31 -	16.741	20.669	126.6	14.820	114.9	52.230	65 -	16.702	20.386	127.3	14.909	115.7	51.997
32 -	16.537	20.105	127.8	<b>14.681</b>	114.9	51.323	66 -	16.633	20.401	127.8	14.991	115.9	52.025
33 -	16.512	<b>19.954</b>	128.3	14.754	114.9	<b>51.220</b>	67 -	16.681	20.330	127.8	14.946	115.3	51.957
34 -	<b>16.446</b>	20.068	127.8	14.856	114.9	51.370	68 -	16.716	20.646	127.6	15.010	114.7	52.372

### 21 HYMAN-BROWN

### GT3 Chad Racing

1 -		20.992	125.0	15.330	111.5	58.464	16 -	16.777	20.663	125.4	15.087	113.0	52.527
2 -	16.969	20.831	125.2	15.111	112.4	52.911	17 -	16.659	20.565	125.4	15.022	113.2	52.246
3 -	16.724	20.503	125.7	14.857	113.7	52.084	18 -	16.481	20.635	125.2	14.977	112.8	52.093
4 -	16.584	20.219	126.1	14.899	113.4	51.702	19 -	16.974	20.482	124.3	15.270	111.1	52.726
5 -	16.509	20.252	125.2	14.816	113.6	51.577	20 -	16.911	20.473	124.5	15.183	112.6	52.567
6 -	16.490	<b>20.058</b>	126.4	14.870	112.8	<b>51.418</b>	21 -	16.611	20.582	126.4	15.307	112.8	52.500
7 -	<b>16.425</b>	20.197	125.9	14.984	113.0	51.606	22 -	17.265	20.471	125.9	14.942	113.0	52.678
8 -	16.495	20.398	126.6	15.023	113.7	51.916	23 -	16.741	20.639	126.6	15.431	111.8	52.811
9 -	16.524	20.708	126.1	<b>14.800</b>	113.6	52.032	24 -	16.678	20.737	125.9	15.259	112.6	52.674
10 -	16.489	20.633	126.9	14.803	<b>114.1</b>	51.925	25 -	16.800	20.868	125.7	15.217	113.0	52.885
11 -	16.546	20.560	125.7	14.883	113.4	51.989	26 -	16.670	20.629	126.4	15.776	112.6	53.075
12 -	16.593	20.637	125.2	15.015	113.0	52.245	27 -	17.327	21.121	111.3	18.286	43.7	56.734
13 -	16.961	20.733	125.9	14.913	113.0	52.607	28 -	1:16.794	21.137	96.8	17.685	98.4	1:55.616
14 -	16.695	20.574	<b>127.1</b>	14.880	113.4	52.149	29 -	19.440	21.543	120.7	18.800	32.7	59.783
15 -	16.814	20.673	124.7	14.974	113.2	52.461							

### 44 HARVEY-BUTCHER

### G4 ABG Motorsport

1 -		23.068	107.4	16.859	93.9	1:05.744	17 -	18.056	21.414	107.4	16.617	93.2	56.087
2 -	18.405	22.083	107.4	16.522	93.3	57.010	18 -	17.971	21.385	107.0	16.732	92.3	56.088
3 -	18.283	22.019	107.4	16.659	92.9	56.961	19 -	18.031	21.325	106.7	16.774	92.3	56.130
4 -	18.114	21.775	107.4	16.470	93.2	56.359	20 -	18.007	21.728	106.4	16.753	92.6	56.488
5 -	18.041	21.599	107.4	16.540	92.4	56.180	21 -	18.102	22.156	106.4	16.863	92.6	57.121
6 -	18.167	21.658	107.2	16.409	92.7	56.234	22 -	18.008	21.394	107.5	16.610	93.2	56.012
7 -	18.061	21.488	107.4	16.421	92.7	55.970	23 -	17.906	21.710	107.4	16.689	92.4	56.305
8 -	17.940	21.514	106.9	16.398	92.8	55.852	24 -	18.089	21.761	107.4	18.570	91.4	58.420
9 -	18.002	21.520	106.9	16.524	92.3	56.046	25 -	18.594	22.324	107.0	19.308	31.0	1:00.226
10 -	17.940	21.895	107.2	16.529	91.9	56.364	26 -	1:20.383	21.756	106.4	16.723	91.4	1:58.862
11 -	18.133	21.451	107.2	<b>16.377</b>	92.6	55.961	27 -	18.031	21.535	107.2	16.464	92.4	56.030
12 -	18.837	21.969	107.0	16.444	92.6	57.250	28 -	17.910	21.677	106.7	16.479	88.3	56.066
13 -	17.931	21.476	<b>108.1</b>	16.763	<b>94.0</b>	56.170	29 -	17.920	<b>21.266</b>	107.2	16.483	92.9	<b>55.669</b>
14 -	<b>17.826</b>	22.693	104.0	16.620	92.9	57.139	30 -	18.584	30.853	59.0	24.116	47.6	1:13.553
15 -	20.761	21.658	<b>108.1</b>	16.566	91.9	58.985	31 -	1:20.505	21.303	106.9	16.460	91.7	1:58.268
16 -	18.035	21.700	107.2	16.740	91.8	56.475	32 -	18.323	39.010	54.6	26.566	40.3	1:23.899

### 47 SMED-FREKE

### G4 Century Motorsport

1 -		25.297	104.5	17.599	99.9	1:09.461	33 -	17.566	21.053	110.2	15.872	99.1	54.491
2 -	19.735	23.657	110.2	17.258	100.2	1:00.650	34 -	17.466	21.109	110.0	15.952	99.1	54.527
3 -	18.665	22.631	110.9	16.985	99.7	58.281	35 -	17.591	21.214	110.2	15.937	99.4	54.742
4 -	18.281	22.677	111.3	16.741	99.9	57.699	36 -	17.594	21.054	109.8	15.936	99.7	54.584

Weather / Track : Bright / Dry

Knockhill

Circuit Length = 1.2713 miles

Start: 12:06 End: 13:08

# Avon Tyres British GT Championship

## RACE 1 - ROUND 3 - SECTOR ANALYSIS

5 -	18.431	22.711	111.3	16.853	99.4	57.995	37 -	17.518	23.144	107.0	16.411	98.7	57.073
6 -	18.118	22.789	111.3	17.071	100.0	57.978	38 -	17.914	21.988	108.2	16.039	100.0	55.941
7 -	18.313	24.219	110.0	16.696	99.4	59.228	39 -	17.643	21.116	108.8	16.096	99.4	54.855
8 -	18.237	23.121	110.0	17.212	99.4	58.570	40 -	17.630	21.385	108.6	15.953	99.6	54.968
9 -	19.367	24.919	107.5	16.883	100.0	1:01.169	41 -	17.546	21.269	109.7	15.974	99.4	54.789
10 -	18.125	22.207	<b>111.7</b>	16.666	99.1	56.998	42 -	17.601	22.100	102.9	16.220	99.4	55.921
11 -	18.012	23.103	110.9	16.667	99.9	57.782	43 -	17.675	21.397	110.0	16.033	99.7	55.105
12 -	18.253	23.875	109.7	16.794	99.9	58.922	44 -	17.563	21.318	110.2	15.958	99.6	54.839
13 -	18.023	22.852	110.9	17.055	99.6	57.930	45 -	17.584	21.311	110.2	16.283	99.6	55.178
14 -	18.089	22.916	111.1	16.650	99.6	57.655	46 -	17.622	21.273	110.2	15.949	100.2	54.844
15 -	18.216	22.607	110.6	16.632	100.0	57.455	47 -	17.536	21.933	106.9	16.219	99.0	55.688
16 -	18.297	23.003	109.7	16.676	99.6	57.976	48 -	18.548	21.432	109.3	15.989	99.6	55.969
17 -	18.031	22.698	110.2	16.956	98.8	57.685	49 -	17.538	21.222	109.7	16.030	99.9	54.790
18 -	18.417	22.562	110.6	17.071	99.6	58.050	50 -	17.651	21.289	109.5	16.299	99.6	55.239
19 -	17.894	24.658	105.0	16.845	99.7	59.397	51 -	17.881	21.423	109.5	15.997	99.9	55.301
20 -	18.109	22.514	110.6	16.560	99.6	57.183	52 -	17.466	21.353	109.3	16.087	99.4	54.906
21 -	18.091	22.555	110.0	16.747	<b>100.3</b>	57.393	53 -	17.676	21.357	109.5	15.988	99.6	55.021
22 -	18.353	22.559	110.7	16.503	99.9	57.415	54 -	17.607	21.468	108.9	16.022	99.1	55.097
23 -	17.994	23.732	108.1	16.652	99.4	58.378	55 -	17.837	21.597	108.9	16.084	99.6	55.518
24 -	18.087	22.559	110.7	16.723	100.0	57.369	56 -	17.684	21.404	109.3	16.038	99.6	55.126
25 -	18.228	23.268	108.8	17.344	99.4	58.840	57 -	17.646	21.210	109.7	16.539	100.0	55.395
26 -	18.478	22.529	110.7	16.625	99.3	57.632	58 -	17.689	21.179	109.8	16.050	99.7	54.918
27 -	18.194	22.870	110.2	20.327	34.7	1:01.391	59 -	18.355	21.321	109.7	15.971	99.4	55.647
28 -	1:28.412	21.931	110.2	15.983	99.3	2:06.326	60 -	17.543	21.354	109.1	16.075	99.7	54.972
29 -	17.674	21.200	109.8	16.565	99.1	55.439	61 -	17.651	21.213	109.3	15.974	100.2	54.838
30 -	17.679	21.330	109.8	15.898	99.1	54.907	62 -	17.600	21.294	109.3	16.022	99.6	54.916
31 -	17.507	21.242	110.0	<b>15.743</b>	99.7	54.492	63 -	17.590	21.292	110.6	16.122	99.1	55.004
32 -	<b>17.430</b>	<b>20.998</b>	110.6	15.863	99.4	<b>54.291</b>							

**48 STANLEY-DICK**

**G4 Christian Dick**

1 -		22.918	110.6	16.398	98.5	1:04.719	33 -	18.520	<b>21.253</b>	110.6	16.228	98.7	56.001
2 -	18.123	22.451	110.6	15.947	<b>99.3</b>	56.521	34 -	17.661	21.505	110.2	16.565	98.7	55.731
3 -	17.769	21.971	110.9	15.973	97.8	55.713	35 -	<b>17.555</b>	21.508	110.0	16.292	98.5	55.355
4 -	17.801	21.819	110.9	15.936	97.5	55.556	36 -	18.735	21.574	110.4	16.314	98.3	56.623
5 -	17.712	21.681	111.1	15.971	97.7	55.364	37 -	17.563	21.769	109.7	16.266	98.4	55.598
6 -	17.700	21.543	111.1	<b>15.830</b>	98.1	<b>55.073</b>	38 -	17.879	22.149	109.7	16.250	98.4	56.278
7 -	17.751	21.511	110.7	16.012	97.5	55.274	39 -	17.679	21.713	109.3	16.187	98.5	55.579
8 -	17.848	21.605	<b>111.3</b>	15.891	98.0	55.344	40 -	19.277	21.558	110.0	16.257	98.5	57.092
9 -	17.750	21.901	110.4	15.849	97.4	55.500	41 -	17.631	21.717	110.2	16.310	99.0	55.658
10 -	17.871	21.796	110.7	15.912	97.3	55.579	42 -	17.785	21.623	110.0	16.173	98.3	55.581
11 -	17.731	21.910	110.7	15.920	97.3	55.561	43 -	17.903	21.600	110.2	16.254	98.5	55.757
12 -	18.012	23.691	108.2	16.314	97.8	58.017	44 -	17.901	21.598	109.8	16.341	98.0	55.840
13 -	17.766	21.898	110.9	16.157	98.1	55.821	45 -	17.815	21.585	110.0	16.255	98.7	55.655
14 -	18.271	21.656	111.1	16.083	97.4	56.010	46 -	17.705	21.824	110.6	16.285	98.7	55.814
15 -	17.948	23.906	107.0	16.024	97.5	57.878	47 -	18.053	22.369	108.4	16.440	98.4	56.862
16 -	18.015	22.724	109.8	15.956	98.3	56.695	48 -	17.856	22.358	105.5	16.699	98.4	56.913
17 -	17.797	21.826	110.4	16.694	99.0	56.317	49 -	18.401	21.616	111.1	16.358	98.4	56.375
18 -	17.735	21.640	111.1	15.989	97.7	55.364	50 -	17.751	21.530	110.4	16.266	99.1	55.547
19 -	17.808	22.024	110.6	16.216	97.1	56.048	51 -	17.872	22.522	107.2	16.205	98.5	56.599
20 -	18.132	22.024	109.7	16.073	97.8	56.229	52 -	17.673	21.685	109.8	16.292	98.1	55.650
21 -	17.975	21.926	110.2	16.154	97.0	56.055	53 -	17.719	21.733	110.4	16.312	98.8	55.764
22 -	17.948	21.981	<b>111.3</b>	16.330	98.0	56.259	54 -	17.707	21.513	110.7	16.407	98.7	55.627
23 -	17.933	22.000	110.4	16.658	97.7	56.591	55 -	17.890	21.541	110.2	16.384	98.8	55.815
24 -	18.038	22.021	110.7	16.251	97.0	56.310	56 -	17.805	21.527	110.4	16.884	<b>99.3</b>	56.216
25 -	17.892	21.999	110.9	16.046	98.1	55.937	57 -	17.616	21.829	109.3	16.407	98.7	55.852
26 -	17.873	22.805	108.8	16.797	97.8	57.475	58 -	17.952	21.505	109.8	16.410	98.5	55.867
27 -	17.971	21.893	110.0	17.789	42.3	57.653	59 -	17.891	21.830	109.8	16.427	98.4	56.148
28 -	1:18.463	21.805	110.7	16.382	98.4	1:56.650	60 -	17.766	21.791	110.2	16.361	98.3	55.918
29 -	17.802	21.827	109.7	16.125	98.1	55.754	61 -	17.961	21.710	110.0	16.401	98.4	56.072
30 -	17.777	21.637	110.2	15.974	98.1	55.388	62 -	17.836	21.939	109.7	16.479	99.1	56.254
31 -	17.575	21.541	110.2	16.093	98.4	55.209	63 -	17.901	21.891	109.5	16.425	98.5	56.217
32 -	17.688	21.984	110.2	16.153	97.8	55.825	64 -	17.680	21.800	110.2	16.373	98.3	55.853

Weather / Track : Bright / Dry

Knockhill

Circuit Length = 1.2713 miles

Start: 12:06 End: 13:08

# Avon Tyres British GT Championship

## RACE 1 - ROUND 3 - SECTOR ANALYSIS

49 YUSUF-OSBORNE		G4 Team Osborne Racing											
1 -		24.440	107.5	17.020	97.3	1:07.567	33 -	17.643	21.466	<b>110.2</b>	16.203	98.4	55.312
2 -	18.643	22.968	108.1	16.860	97.0	58.471	34 -	17.684	21.503	109.1	16.392	97.7	55.579
3 -	18.568	22.363	108.8	16.612	96.8	57.543	35 -	17.701	21.344	109.8	16.305	98.1	55.350
4 -	18.466	22.507	109.5	16.273	97.8	57.246	36 -	17.785	21.609	109.7	16.363	98.0	55.757
5 -	18.435	22.022	108.8	16.205	97.4	56.662	37 -	<b>17.618</b>	21.413	108.9	16.898	<b>99.1</b>	55.929
6 -	18.254	22.055	110.0	16.435	97.0	56.744	38 -	17.627	21.484	108.8	16.519	98.1	55.630
7 -	18.054	22.048	109.8	16.175	97.4	56.277	39 -	18.143	21.517	109.3	16.469	98.4	56.129
8 -	18.287	22.239	<b>110.2</b>	16.258	97.4	56.784	40 -	17.752	21.546	109.3	16.224	98.1	55.522
9 -	18.212	22.956	108.9	16.711	97.1	57.879	41 -	17.824	22.169	108.8	16.522	98.0	56.515
10 -	18.586	22.228	109.8	17.943	91.6	58.757	42 -	17.729	21.368	109.5	16.316	97.5	55.413
11 -	19.311	24.259	108.8	17.267	97.4	1:00.837	43 -	17.964	21.543	109.7	16.355	97.7	55.862
12 -	18.328	22.418	109.3	16.362	97.1	57.108	44 -	19.082	21.466	109.5	16.416	97.0	56.964
13 -	18.112	22.633	108.9	16.330	97.1	57.075	45 -	17.763	21.588	109.3	16.477	97.4	55.828
14 -	18.361	22.296	108.1	16.442	97.0	57.099	46 -	17.814	21.451	109.1	16.355	98.3	55.620
15 -	18.156	22.112	108.9	16.214	97.1	56.482	47 -	17.839	21.817	108.4	16.321	98.0	55.977
16 -	18.004	22.296	109.3	16.343	98.3	56.643	48 -	17.882	21.537	109.3	16.392	98.3	55.811
17 -	18.737	22.548	109.3	16.224	97.5	57.509	49 -	17.792	21.571	109.3	16.342	97.7	55.705
18 -	18.592	22.198	108.8	16.341	97.1	57.131	50 -	17.927	21.409	108.9	16.503	97.5	55.839
19 -	18.259	22.374	108.2	16.277	97.1	56.910	51 -	17.938	21.752	108.8	16.409	97.8	56.099
20 -	18.962	22.399	108.9	16.470	97.4	57.831	52 -	18.188	22.370	107.2	16.462	97.7	57.020
21 -	19.444	22.327	109.5	<b>16.112</b>	97.1	57.883	53 -	17.915	21.499	109.5	16.377	98.1	55.791
22 -	18.936	22.678	109.1	16.838	97.5	58.452	54 -	17.851	21.458	109.3	16.366	98.1	55.675
23 -	19.008	23.312	108.2	16.200	97.5	58.520	55 -	17.865	22.150	109.5	16.807	98.4	56.822
24 -	18.103	22.171	109.1	16.131	97.4	56.405	56 -	18.577	21.535	108.2	16.352	98.0	56.464
25 -	18.415	22.952	108.9	17.770	47.9	59.137	57 -	17.920	21.775	109.3	16.794	98.0	56.489
26 -	1:16.809	22.149	108.6	16.383	97.5	1:55.341	58 -	17.950	21.572	109.1	16.357	97.7	55.879
27 -	18.031	21.645	109.1	16.489	97.8	56.165	59 -	17.981	21.715	109.1	16.557	98.0	56.253
28 -	17.867	21.668	110.0	16.285	97.4	55.820	60 -	17.877	21.502	109.1	16.525	97.5	55.904
29 -	17.948	21.585	110.0	16.444	97.0	55.977	61 -	18.658	22.166	108.4	16.828	97.8	57.652
30 -	17.772	21.459	110.0	16.496	98.4	55.727	62 -	17.807	21.376	108.9	16.602	97.7	55.785
31 -	17.784	<b>21.276</b>	<b>110.2</b>	16.212	98.1	<b>55.272</b>	63 -	18.151	21.854	108.4	16.567	97.7	56.572
32 -	17.655	21.319	109.3	16.466	97.7	55.440	64 -	17.974	22.341	108.2	16.873	86.6	57.188
55 BIALAN-MASON		G4 Piranha Motorsport											
1 -		<b>23.589</b>	<b>113.0</b>	<b>17.610</b>	<b>74.5</b>	1:06.998							
62 PIERCE-HUNTER		GTC Jamie Hunter Racing											
1 -		22.166	118.4	16.086	107.4	1:02.937	34 -	17.329	21.007	120.1	15.753	107.4	54.089
2 -	17.672	20.925	120.3	15.973	<b>108.2</b>	54.570	35 -	17.489	21.240	119.2	15.937	107.5	54.666
3 -	17.321	20.803	120.1	15.632	108.1	53.756	36 -	17.559	21.046	120.1	17.321	46.8	55.926
4 -	17.306	20.792	120.3	<b>15.608</b>	108.1	53.706	37 -	1:26.779	22.475	117.7	16.317	106.5	2:05.571
5 -	17.259	20.776	120.3	15.706	108.1	53.741	38 -	17.966	21.545	119.2	16.244	106.2	55.755
6 -	17.161	20.771	<b>121.1</b>	15.765	107.9	53.697	39 -	17.955	22.771	116.3	16.829	104.5	57.555
7 -	<b>17.095</b>	20.983	120.9	15.743	107.4	53.821	40 -	17.907	22.511	107.2	16.751	106.5	57.169
8 -	17.364	20.851	120.3	15.732	107.7	53.947	41 -	17.887	21.140	119.4	16.394	106.2	55.421
9 -	17.268	21.077	120.3	15.702	107.7	54.047	42 -	17.844	21.260	119.8	16.466	106.9	55.570
10 -	17.379	20.803	120.1	15.668	107.5	53.850	43 -	18.073	21.423	118.6	16.219	106.5	55.715
11 -	17.400	20.738	120.7	15.813	107.7	53.951	44 -	18.236	22.224	119.0	16.264	107.0	56.724
12 -	17.287	21.502	120.1	16.006	107.0	54.795	45 -	17.919	21.533	119.6	16.295	107.2	55.747
13 -	17.564	22.733	118.8	15.807	107.7	56.104	46 -	18.532	21.484	119.8	16.275	107.5	56.291
14 -	17.446	21.092	120.3	15.932	107.9	54.470	47 -	18.318	21.524	118.8	16.431	107.7	56.273
15 -	17.365	21.005	119.6	15.839	107.9	54.209	48 -	17.839	21.723	119.8	16.466	107.5	56.028
16 -	17.456	20.916	120.3	15.816	107.7	54.188	49 -	17.988	22.118	119.0	16.628	107.4	56.734
17 -	17.240	<b>20.672</b>	120.5	15.737	107.7	<b>53.649</b>	50 -	18.108	21.535	119.2	16.646	106.9	56.289
18 -	17.347	20.901	119.6	15.850	107.7	54.098	51 -	18.046	21.410	119.4	16.431	108.1	55.887
19 -	17.255	20.837	120.1	15.738	107.7	53.830	52 -	18.124	21.635	119.2	16.244	108.1	56.003
20 -	17.588	21.614	119.2	16.156	107.2	55.358	53 -	17.880	21.183	119.0	16.132	107.2	55.195
21 -	17.536	21.198	119.4	15.782	108.1	54.516	54 -	18.004	21.318	119.6	16.299	107.4	55.621
22 -	17.477	20.980	120.1	16.011	107.5	54.468	55 -	17.901	21.400	119.0	16.876	107.5	56.177
23 -	17.449	20.985	119.6	15.822	107.7	54.256	56 -	17.930	21.907	118.6	16.590	107.4	56.427
24 -	17.455	20.977	120.1	15.799	107.5	54.231	57 -	17.982	21.385	118.6	16.354	107.7	55.721
25 -	17.536	21.147	119.4	16.373	106.7	55.056	58 -	18.112	21.486	118.6	16.453	107.5	56.051

Weather / Track : Bright / Dry

Knockhill  
Circuit Length = 1.2713 miles  
Start: 12:06 End: 13:08

**Avon Tyres British GT Championship**  
**RACE 1 - ROUND 3 - SECTOR ANALYSIS**

26 -	18.507	21.150	119.8	15.849	107.7	55.506	59 -	18.211	21.722	119.0	16.921	106.2	56.854
27 -	18.426	21.251	120.5	15.767	107.7	55.444	60 -	17.953	21.760	119.0	16.413	107.9	56.126
28 -	17.186	20.883	120.1	15.859	107.5	53.928	61 -	17.972	21.631	118.4	16.554	107.0	56.157
29 -	17.380	20.923	119.6	15.882	107.4	54.185	62 -	18.089	21.744	119.2	16.463	107.2	56.296
30 -	18.538	20.997	119.8	15.998	107.7	55.533	63 -	18.677	21.608	118.4	17.098	107.2	57.383
31 -	17.274	21.065	119.0	15.933	107.4	54.272	64 -	18.262	21.859	118.8	16.328	107.9	56.449
32 -	17.416	22.036	119.4	15.843	106.7	55.295	65 -	18.094	21.790	119.4	16.410	107.4	56.294
33 -	17.365	20.830	119.8	15.814	107.7	54.009							

Weather / Track : Bright / Dry

Knockhill  
 Circuit Length = 1.2713 miles  
 Start: 12:06 End: 13:08

# Avon Tyres British GT Championship

## RACE 1 - ROUND 3 - BEST SECTOR TIMES

SECTOR 1				SECTOR 2				SECTOR 3				IDEAL / BEST COMPARISON					
POS	NO	NAME	TIME	NO	NAME	TIME	NO	NAME	TIME	POS	NO	NAME	IDEAL	BEST	DIFF		
1	2	Mtech	16.234	7	Trackspeed	19.600	2	Mtech	14.564	1	1	Preci Spark	50.559	50.690	0.131		
2	1	Preci Spark	16.259	1	Preci Spark	19.662	1	Preci Spark	14.638	2	2	Mtech	50.609	50.848	0.239		
3	10	Chad Racing	16.281	2	Mtech	19.811	12	Phil Burton	14.681	3	7	Trackspeed	50.655	50.966	0.311		
4	7	Trackspeed	16.320	10	Chad Racing	19.880	10	Chad Racing	14.688	4	10	Chad Racing	50.849	51.239	0.390		
5	11	Chad Racing	16.340	3	Hector Lester	19.910	7	Trackspeed	14.735	5	12	Phil Burton	51.081	51.220	0.139		
6	3	Hector Lester	16.412	12	Phil Burton	19.954	21	Chad Racing	14.800	6	3	Hector Lester	51.170	51.455	0.285		
7	21	Chad Racing	16.425	21	Chad Racing	20.058	3	Hector Lester	14.848	7	21	Chad Racing	51.283	51.418	0.135		
8	12	Phil Burton	16.446	5	Craig Wilkins	20.081	11	Chad Racing	14.903	8	11	Chad Racing	51.451	51.748	0.297		
9	5	Craig Wilkins	16.546	11	Chad Racing	20.208	5	Craig Wilkins	14.997	9	5	Craig Wilkins	51.624	51.810	0.186		
10	62	Jamie Hunter Racing	17.095	62	Jamie Hunter Racing	20.672	62	Jamie Hunter Racing	15.608	10	62	Jamie Hunter Racir	53.375	53.649	0.274		
11	47	Century Motorsport	17.430	47	Century Motorsport	20.998	47	Century Motorsport	15.743	11	47	Century Motorsport	54.171	54.291	0.120		
12	48	Christian Dick	17.555	48	Christian Dick	21.253	48	Christian Dick	15.830	12	48	Christian Dick	54.638	55.073	0.435		
13	49	Team Osborne Raci	17.618	44	ABG Motorsport	21.266	49	Team Osborne Raci	16.112	13	49	Team Osborne Rac	55.006	55.272	0.266		
14	44	ABG Motorsport	17.826	49	Team Osborne Raci	21.276	44	ABG Motorsport	16.377	14	44	ABG Motorsport	55.469	55.669	0.200		
15	55	Piranha Motorsport	23.430	55	Piranha Motorsport	23.589	55	Piranha Motorsport	17.610	15	55	Piranha Motorsport	1:04.629				
													Perfect Lap		50.398		

Weather / Track : Bright / Dry

Knockhill  
Circuit Length = 1.2713 miles  
Start: 12:06 End: 13:08

**Avon Tyres British GT Championship**  
**RACE 1 - ROUND 3 - SPEED TRAPS**

SECTOR 1				SECTOR 2			FINISH LINE		
POS	NO	NAME	MPH	NO	NAME	MPH	NO	NAME	MPH
1				12	BURTON-WILCOX	129.1	2	CAMERON-GRIFFIN	116.3
2				2	CAMERON-GRIFFIN	128.6	12	BURTON-WILCOX	116.1
3				10	WARREN-FERRIER	128.1	3	LESTER-DAOUDI	114.7
4				21	HYMAN-BROWN	127.1	10	WARREN-FERRIER	114.7
5				3	LESTER-DAOUDI	126.6	5	WILKINS-SCOTT	114.5
6				1	JONES-JONES	126.4	21	HYMAN-BROWN	114.1
7				5	WILKINS-SCOTT	126.4	1	JONES-JONES	113.7
8				7	ASHBURN-GEDDIE	124.5	7	ASHBURN-GEDDIE	113.0
9				11	GARRIZ-BALBIANI	124.3	11	GARRIZ-BALBIANI	110.2
10				62	PIERCE-HUNTER	121.1	62	PIERCE-HUNTER	108.2
11				55	BIALAN-MASON	113.0	47	SMED-FREKE	100.3
12				47	SMED-FREKE	111.7	48	STANLEY-DICK	99.3
13				48	STANLEY-DICK	111.3	49	YUSUF-OSBORNE	99.1
14				49	YUSUF-OSBORNE	110.2	44	HARVEY-BUTCHER	94.0
15				44	HARVEY-BUTCHER	108.1	55	BIALAN-MASON	74.5

Weather / Track : Bright / Dry

Knockhill  
 Circuit Length = 1.2713 miles  
 Start: 12:06 End: 13:08

# Avon Tyres British GT Championship

## RACE 1 - ROUND 3 - POSITION CHART

No	Name	Laps	Pos	Laps																																
				1	2	3	4	5	6	7	8	9	10	11	12	13	14	15	16	17	18	19	20	21	22	23	24	25	26	27	28	29	30	31	32	
1	JONES-JONES	1	1	1	1	1	1	1	1	1	1	1	1	1	1	1	1	1	1	1	1	1	1	1	1	1	1	1	1	1	1	1	1	1	1	1
21	HYMAN-BROWN	2	21	21	21	21	21	21	21	21	21	21	21	21	21	21	21	21	21	21	21	21	21	21	21	21	21	21	21	21	21	21	21	21	21	21
12	BURTON-WILCOX	3	12	12	12	12	12	12	12	12	12	12	12	7	7	7	7	7	7	2	2	2	2	2	2	2	2	2	2	21	11	5	7	7	7	
7	ASHBURN-GEDDIE	4	7	7	7	7	7	7	7	7	7	7	7	2	2	2	2	2	2	7	7	7	7	7	7	7	7	7	7	5	62	62	2	2		
11	GARRIZ-BALBIANI	5	11	2	2	2	2	2	2	2	2	2	2	11	11	11	11	11	11	11	11	11	11	11	11	11	11	11	11	62	7	2	62	62		
2	CAMERON-GRIFFIN	6	2	11	11	11	11	11	11	11	11	11	11	5	5	5	5	5	3	3	3	3	3	3	3	3	3	3	3	7	2	10	10	10		
5	WILKINS-SCOTT	7	5	5	5	5	5	5	5	5	5	5	5	3	3	3	3	3	3	5	5	5	5	5	5	5	5	5	5	5	21	21	3	3	3	
10	WARREN-FERRIER	8	10	10	10	10	10	10	10	10	10	10	3	3	10	10	10	10	10	10	10	10	10	10	10	10	10	10	10	10	10	5	5	5		
62	PIERCE-HUNTER	9	62	3	3	3	3	3	3	3	3	10	10	62	62	62	62	62	62	62	62	62	62	62	62	62	12	12	62	3	3	12	12	12		
3	LESTER-DAOUDI	10	3	62	62	62	62	62	62	62	62	62	62	12	12	12	12	12	12	12	12	12	12	12	12	12	62	62	48	12	12	48	48	48		
48	STANLEY-DICK	11	48	48	48	48	48	48	48	48	48	48	48	48	48	48	48	48	48	48	48	48	48	48	48	48	48	48	12	48	48	44	49	49		
44	HARVEY-BUTCHER	12	44	44	44	44	44	44	44	44	44	44	44	44	44	44	44	44	44	44	44	44	44	44	44	44	44	47	47	44	44	49	47	47		
55	BIALAN-MASON	13	55	49	49	49	49	49	49	49	49	49	49	49	49	49	49	49	49	49	49	49	49	49	49	49	49	44	44	49	49	47	44	44		
49	YUSUF-OSBORNE	14	49	47	47	47	47	47	47	47	47	47	47	47	47	47	47	47	47	47	47	47	47	47	47	47	47	49	49	47	47					
47	SMED-FREKE	15	47																																	

Weather / Track : Bright / Dry

Knockhill  
 Circuit Length = 1.2713 miles  
 Start: 12:06 End: 13:08

# Avon Tyres British GT Championship

## RACE 1 - ROUND 3 - POSITION CHART

No	Name	Laps	Pos	Laps																																
				33	34	35	36	37	38	39	40	41	42	43	44	45	46	47	48	49	50	51	52	53	54	55	56	57	58	59	60	61	62	63	64	
1	JONES-JONES	1	1	1	1	1	1	1	1	1	1	1	1	1	1	1	1	1	1	1	1	1	1	1	1	1	1	1	1	1	1	1	1	1	1	1
21	HYMAN-BROWN	2	11	11	11	7	7	7	7	7	2	2	2	2	2	2	2	2	2	2	2	2	2	2	2	2	2	2	2	2	2	2	2	2	2	2
12	BURTON-WILCOX	3	7	7	7	2	2	2	2	2	7	7	7	7	7	7	7	7	7	7	7	7	7	7	7	7	7	7	7	7	7	7	7	7	7	7
7	ASHBURN-GEDDIE	4	2	2	2	11	11	10	10	10	10	11	11	11	11	11	11	11	11	11	11	11	11	11	11	11	11	11	11	11	11	11	11	11	11	11
11	GARRIZ-BALBIANI	5	62	62	62	10	10	11	11	11	11	10	3	3	3	3	3	3	5	5	5	5	5	5	5	5	5	5	5	5	5	5	5	5	5	5
2	CAMERON-GRIFFIN	6	10	10	10	62	3	3	3	3	3	3	3	10	5	5	5	5	3	3	12	12	12	12	12	12	12	12	12	12	12	12	12	12	12	
5	WILKINS-SCOTT	7	3	3	3	3	5	5	5	5	5	5	5	5	5	5	12	12	12	12	12	12	3	3	3	3	3	3	3	3	3	3	3	3	3	
10	WARREN-FERRIER	8	5	5	5	5	12	12	12	12	12	12	12	12	12	62	62	62	62	62	62	62	62	62	62	62	62	62	62	62	62	62	62	62	62	
62	PIERCE-HUNTER	9	12	12	12	12	62	62	62	62	62	62	62	48	48	48	48	48	48	48	48	48	48	48	48	48	48	48	48	48	48	48	48	48	48	
3	LESTER-DAOUDI	10	48	48	48	48	48	48	48	48	48	48	48	48	48	49	49	49	49	49	49	49	49	49	49	49	49	49	49	49	49	49	49	49	49	
48	STANLEY-DICK	11	49	49	49	49	49	49	49	49	49	49	49	49	49	49	47	47	47	47	47	47	47	47	47	47	47	47	47	47	47	47	47	47	47	
44	HARVEY-BUTCHER	12	47	47	47	47	47	47	47	47	47	47	47	47	47	47	47	47	47	47	47	47	47	47	47	47	47	47	47	47	47	47	47	47	47	
55	BIALAN-MASON	13																																		
49	YUSUF-OSBORNE	14																																		
47	SMED-FREKE	15																																		

Weather / Track : Bright / Dry

Knockhill  
 Circuit Length = 1.2713 miles  
 Start: 12:06 End: 13:08

# Avon Tyres British GT Championship

## RACE 1 - ROUND 3 - POSITION CHART

No	Name	Pos	Laps				
			65	66	67	68	69
1	JONES-JONES	1	1	1	1	1	1
21	HYMAN-BROWN	2	2	2	2	2	2
12	BURTON-WILCOX	3	7	7	7	7	7
7	ASHBURN-GEDDIE	4	11	11	11	11	
11	GARRIZ-BALBIANI	5	5	5	5	5	
2	CAMERON-GRIFFIN	6	12	12	12	12	
5	WILKINS-SCOTT	7	3	3	3		
10	WARREN-FERRIER	8	62				
62	PIERCE-HUNTER	9					
3	LESTER-DAOUDI	10					
48	STANLEY-DICK	11					
44	HARVEY-BUTCHER	12					
55	BIALAN-MASON	13					
49	YUSUF-OSBORNE	14					
47	SMED-FREKE	15					

Weather / Track : Bright / Dry

Knockhill  
 Circuit Length = 1.2713 miles  
 Start: 12:06 End: 13:08

# Avon Tyres British GT Championship

## RACE 1 - ROUND 3 - PIT STOP TIMES

POS	NO	NAME	Race Time	Stops	Pit Time	Stint 1	Pit 1	Stint 2	Pit 2	Stint 3	Pit 3	Stint 4	Pit 4	Stint 5
1	1	JONES-JONES	1:00:41.312	1	0:00:59	31:55	0:59	27:46						
2	2	CAMERON-GRIFFIN	1:00:50.042	1	0:01:02	24:36	1:02	35:10						
3	7	ASHBURN-GEDDIE	1:00:54.700	1	0:01:01	23:44	1:01	36:09						
4	11	GARRIZ-BALBIANI	1:00:59.774	1	0:01:03	30:50	1:03	29:05						
5	5	WILKINS-SCOTT	1:01:08.202	1	0:01:08	25:43	1:08	34:15						
6	12	BURTON-WILCOX	1:01:20.315	2	0:01:20	23:39	1:08	9:31	0:12	26:48				
7	3	LESTER-DAOUDI	1:01:17.009	3	0:02:06	23:54	1:12	17:23	0:12	3:06	0:41	14:46		
8	62	PIERCE-HUNTER	1:01:07.587	1	0:01:07	32:48	1:07	27:11						
9	48	STANLEY-DICK	1:00:55.800	1	0:01:01	25:25	1:01	34:28						
10	49	YUSUF-OSBORNE	1:01:33.029	1	0:00:59	24:09	0:59	36:24						
11	47	SMED-FREKE	1:00:42.139	1	0:01:10	26:27	1:10	33:05						
12	10	WARREN-FERRIER	39:04.317	2	0:01:05	23:58	1:05	14:00	21:36					
13	44	HARVEY-BUTCHER	33:10.531	3	0:02:06	23:48	1:02	4:57	1:04	2:18	27:29			
14	21	HYMAN-BROWN	26:38.537	2	0:00:59	23:43	0:59	1:55	34:01					
15	55	BIALAN-MASON	1:06.998	0	0:00:00	1:06								

Weather / Track : Bright / Dry

These results are provisional until the conclusion of any judicial and technical matters.

Knockhill  
 Circuit Length = 1.2713 miles  
 Start: 12:06 End: 13:08

Race Director :	Stewards :	Timekeeper :
-----------------	------------	--------------

# Avon Tyres British GT Championship

## RACE 2 - ROUND 4 - CLASSIFICATION

POS	NO	CL	TEAM / DRIVERS	CAR	LAPS	TIME	GAP	DIFF	MPH	BEST	ON
1	1	GT3	<b>Preci Spark</b> Godfrey JONES / David JONES	Ascarì KZ1R GT3	66	1:00:19.784			83.44	50.824	5
2	11	GT3	<b>Chad Racing</b> Jose BALBIANI / Juan GARRIZ	Ferrari 430 GT3	66	1:00:27.530	7.746	7.746	83.27	51.953	18
3	12	GT3	<b>Phil Burton</b> Adam WILCOX / Phil BURTON	Ferrari 430 Scuderia GT3	66	1:00:31.376	11.592	3.846	83.18	50.907	8
4	10	GT3	<b>Chad Racing</b> Tom FERRIER / Paul WARREN	Ferrari 430 Scuderia GT3	66	1:00:58.826	39.042	27.450	82.55	50.755	5
5	48	G4	<b>Christian Dick</b> Christian DICK / Jamie STANLEY	Ginetta G50	63	1:00:39.949	3 laps	3 laps	79.21	54.670	11
6	44	G4	<b>ABG Motorsport</b> Rory BUTCHER / Benjamin HARVEY	KTM X Bow	63	1:00:55.452	3 laps	15.503	78.87	54.402	25
7	5	GT3	<b>Craig Wilkins</b> Aaron SCOTT / Craig WILKINS	Viper Competition Coupe	62	56:52.828	4 laps	1 lap	83.14	51.385	10
8	47	G4	<b>Century Motorsport</b> Nathan FREKE / Vibe SMED	Ginetta G50	62	1:00:57.581	4 laps	4:04.753	77.58	53.876	10
9	55	G4	<b>Piranha Motorsport</b> Simon MASON / Chris BIALAN	Lotus 2-Eleven	59	56:51.603	7 laps	3 laps	79.15	53.979	5
10	49	G4	<b>Team Osborne Racing</b> Joe OSBORNE / Osman YUSUF	Ginetta G50	47	46:47.916	19 laps	12 laps	76.60	54.535	10
11	62	GTC	<b>Jamie Hunter Racing</b> Steve HUNTER / Derek PIERCE	Porsche 997	1	1:51.223	65 laps	46 laps	41.14		

### NOT CLASSIFIED

<i>DNC</i>	7	GT3	<b>Trackspeed</b> Glynn GEDDIE / David ASHBURN	Porsche 997 GT3R	39	36:51.564	27 laps	0.000	80.70	50.675	4
<i>DNC</i>	2	GT3	<b>Mtech</b> Matt GRIFFIN / Duncan CAMERON	Ferrari 430 Scuderia GT3	16	14:01.302	50 laps	23 laps	87.04	50.468	8
<i>DNC</i>	3	GT3	<b>Hector Lester</b> Stephane DAOUDI / Hector LESTER	Ferrari 430 Scuderia GT3	3	2:42.264	63 laps	13 laps	84.61	51.953	3

### FASTEST LAP

2	GT3	Matt GRIFFIN () / Duncan CAMERON ()	Ferrari 430 Scuderia GT3	8	50.468	90.68 mph	145.94 kph
47	G4	Nathan FREKE () / Vibe SMED ()	Ginetta G50	10	53.876	84.95 mph	136.71 kph
62	GTC	Steve HUNTER () / Derek PIERCE ()	Porsche 997	0		0.00 mph	0.00 kph

Weather / Track : Cloudy / Dry  
 These results are provisional until the conclusion of any judicial and technical matters.

Knockhill  
 Circuit Length = 1.2713 miles  
 Start: 16:36 End: 17:37

Race Director :	Stewards :	Timekeeper :
-----------------	------------	--------------

**Avon Tyres British GT Championship**  
**RACE 2 - ROUND 4 - LAP CHART**

Lap 1			Lap 2			Lap 3			Lap 4			Lap 5		
No	Behind	Laptime	No	Behind	Laptime	No	Behind	Laptime	No	Behind	Laptime	No	Behind	Laptime
12		54.836	12		51.281	12		51.154	12		51.233	12		51.039
1	0.758	55.594	1	1.129	51.652	1	1.243	51.268	1	0.897	50.887	1	0.682	50.824
10	1.346	56.182	7	2.467	52.145	7	2.367	51.054	7	1.809	50.675	7	1.574	50.804
7	1.603	56.439	10	2.680	52.615	10	3.152	51.626	10	3.054	51.135	10	2.770	50.755
5	2.554	57.390	5	3.750	52.477	5	4.978	52.382	2	5.696	51.814	2	5.968	51.311
3	3.088	57.924	3	4.194	52.387	3	4.993	51.953	5	6.586	52.841	5	7.418	51.871
2	3.305	58.141	62	1 LAP	1:50.511	2	5.115	51.750	11	9.458	52.624	11	10.987	52.568
11	4.569	59.405	2	4.519	52.495	11	8.067	52.993	47	16.525	54.228	47	19.795	54.309
47	6.554	1:01.390	11	6.228	52.940	47	13.530	54.487	48	18.997	54.984	55	22.031	53.979
44	6.632	1:01.468	47	10.197	54.924	48	15.246	55.332	55	19.091	54.635	48	23.443	55.485
48	7.204	1:02.040	44	10.944	55.593	55	15.689	55.436	44	20.314	55.702	44	23.806	54.531
55	7.556	1:02.392	48	11.068	55.145	44	15.845	56.055	49	25.039	58.446			
49	8.889	1:03.725	55	11.407	55.132	49	17.826	55.576						
			49	13.404	55.796									

Weather / Track : Cloudy / Dry

Knockhill  
 Circuit Length = 1.2713 miles  
 Start: 16:36 End: 17:37

**Avon Tyres British GT Championship**  
**RACE 2 - ROUND 4 - LAP CHART**

Lap 6			Lap 7			Lap 8			Lap 9			Lap 10		
No	Behind	Laptime	No	Behind	Laptime	No	Behind	Laptime	No	Behind	Laptime	No	Behind	Laptime
12		51.377	12		51.321	12		50.907	12		51.018	12		51.178
1	0.391	51.086	1	0.399	51.329	1	0.768	51.276	1	0.691	50.941	1	0.452	50.939
7	1.141	50.944	7	0.874	51.054	7	1.028	51.061	7	0.977	50.967	7	0.800	51.001
10	2.228	50.835	10	1.916	51.009	10	1.912	50.903	10	1.770	50.876	10	1.586	50.994
2	5.436	50.845	2	4.717	50.602	2	4.278	50.468	2	3.916	50.656	2	3.377	50.639
5	7.805	51.764	5	8.144	51.660	5	8.956	51.719	5	9.609	51.671	5	9.816	51.385
11	12.909	53.299	11	14.149	52.561	11	15.497	52.255	11	16.785	52.306	11	18.231	52.624
49	1 LAP	1:32.268	49	1 LAP	54.946	49	1 LAP	54.648	49	1 LAP	54.885	49	1 LAP	54.847
47	22.602	54.184	47	25.394	54.113	47	28.588	54.101	47	31.521	53.951	47	34.219	53.876
55	24.805	54.151	55	27.693	54.209	55	30.984	54.198	55	34.287	54.321	55	37.331	54.222
48	26.927	54.861	48	30.687	55.081	48	35.077	55.297	48	39.053	54.994	48	42.598	54.723
44	27.357	54.928	44	31.010	54.974	44	35.486	55.383	44	39.876	55.408	44	43.550	54.852

Weather / Track : Cloudy / Dry

Knockhill  
 Circuit Length = 1.2713 miles  
 Start: 16:36 End: 17:37

**Avon Tyres British GT Championship**  
**RACE 2 - ROUND 4 - LAP CHART**

Lap 11			Lap 12			Lap 13			Lap 14			Lap 15		
No	Behind	Laptime	No	Behind	Laptime	No	Behind	Laptime	No	Behind	Laptime	No	Behind	Laptime
12		51.936	12		51.277	12		51.388	12		51.711	12		51.559
1	0.497	51.981	1	0.743	51.523	1	1.010	51.655	1	0.818	51.519	1	1.052	51.793
7	0.722	51.858	7	1.293	51.848	7	1.695	51.790	48	1 LAP	55.833	2	1.224	50.884
10	0.980	51.330	2	1.594	50.822	2	1.700	51.494	2	1.899	51.910	7	2.322	51.306
2	2.049	50.608	10	1.841	52.138	10	1.987	51.534	44	1 LAP	55.779	10	3.239	51.985
5	9.349	51.469	5	9.614	51.542	5	9.922	51.696	7	2.575	52.591	44	1 LAP	55.613
11	18.531	52.236	11	19.514	52.260	11	20.508	52.382	10	2.813	52.537	48	1 LAP	56.180
49	1 LAP	54.535	49	1 LAP	54.794	49	1 LAP	54.797	5	10.011	51.800	5	10.602	52.150
47	36.535	54.252	47	39.338	54.080	47	42.030	54.080	11	20.965	52.168	11	21.364	51.958
55	40.435	55.040	55	43.769	54.611	55	46.893	54.512	49	1 LAP	54.855	47	46.969	54.169
48	45.332	54.670	48	49.058	55.003				47	44.359	54.040	49	1 LAP	56.863
44	46.053	54.439	44	49.385	54.609				55	50.115	54.933			

Weather / Track : Cloudy / Dry

Knockhill  
 Circuit Length = 1.2713 miles  
 Start: 16:36 End: 17:37

**Avon Tyres British GT Championship**  
**RACE 2 - ROUND 4 - LAP CHART**

Lap 16			Lap 17			Lap 18			Lap 19			Lap 20		
No	Behind	Laptime	No	Behind	Laptime	No	Behind	Laptime	No	Behind	Laptime	No	Behind	Laptime
12		52.180	12		51.650	12		52.250	12		51.903	12		51.802
55	1 LAP	55.692	7	3.010	51.786	7	1.730	50.970	7	1.073	51.246	7	0.586	51.315
7	2.874	52.732	1	3.595	51.993	1	2.969	51.624	47	1 LAP	54.831	1	1.678	50.945
1	3.252	54.380	10	4.229	52.385	10	3.474	51.495	1	2.535	51.469	10	2.599	51.488
10	3.494	52.435	55	1 LAP	56.389	49	2 LAPS	57.189	10	2.913	51.342	47	1 LAP	54.469
44	1 LAP	55.323	5	11.955	52.839	55	1 LAP	54.831	49	2 LAPS	55.044	49	2 LAPS	54.759
48	1 LAP	55.465	44	1 LAP	55.185	5	11.607	51.902	5	12.044	52.340	5	12.171	51.929
5	10.766	52.344	48	1 LAP	56.451	44	1 LAP	54.539	55	1 LAP	55.075	55	1 LAP	54.872
2	15.378	1:06.334	11	22.123	52.426	48	1 LAP	54.897	44	1 LAP	54.576	44	1 LAP	54.479
11	21.347	52.163	47	51.735	54.193	11	21.826	51.953	48	1 LAP	54.748	11	22.433	52.288
47	49.192	54.403							11	21.947	52.024	48	1 LAP	55.044
49	1 LAP	54.932												

Weather / Track : Cloudy / Dry

Knockhill  
 Circuit Length = 1.2713 miles  
 Start: 16:36 End: 17:37

**Avon Tyres British GT Championship**  
**RACE 2 - ROUND 4 - LAP CHART**

Lap 21			Lap 22			Lap 23			Lap 24			Lap 25		
No	Behind	Laptime	No	Behind	Laptime	No	Behind	Laptime	No	Behind	Laptime	No	Behind	Laptime
12		51.912	12		51.648	12		51.709	12		51.918	12		51.940
7	0.240	51.566	7	0.386	51.794	7	0.313	51.636	7	0.388	51.993	7	0.309	51.861
1	0.868	51.102	1	0.839	51.619	1	0.712	51.582	1	0.859	52.065	10	1.583	52.499
10	1.982	51.295	10	1.411	51.077	10	1.217	51.515	10	1.024	51.725	1	1.597	52.678
47	1 LAP	54.309	47	1 LAP	54.406	5	12.683	52.013	5	12.581	51.816	5	12.862	52.221
5	12.145	51.886	5	12.379	51.882	47	1 LAP	54.747	47	1 LAP	54.502	47	1 LAP	54.443
49	2 LAPS	55.063	49	2 LAPS	55.209	49	2 LAPS	54.960	49	2 LAPS	54.958	11	25.935	52.428
55	1 LAP	55.262	55	1 LAP	54.925	11	25.113	53.098	11	25.447	52.252	49	2 LAPS	55.588
11	22.824	52.303	11	23.724	52.548	55	1 LAP	54.988	55	1 LAP	55.159	55	1 LAP	54.895
44	1 LAP	55.002	44	1 LAP	54.575	44	1 LAP	54.421	44	1 LAP	54.682	44	1 LAP	54.489
48	1 LAP	55.370	48	1 LAP	55.074	48	1 LAP	54.960	48	1 LAP	55.038	48	1 LAP	55.070

Weather / Track : Cloudy / Dry

Knockhill  
Circuit Length = 1.2713 miles  
Start: 16:36 End: 17:37

**Avon Tyres British GT Championship**  
**RACE 2 - ROUND 4 - LAP CHART**

Lap 26			Lap 27			Lap 28			Lap 29			Lap 30		
No	Behind	Laptime	No	Behind	Laptime	No	Behind	Laptime	No	Behind	Laptime	No	Behind	Laptime
12		51.874	12		52.475	12		52.447	12		52.766	12		52.729
7	0.377	51.942	7	0.998	53.096	10	2.592	53.757	10	1.153	51.327	10	0.167	51.743
10	1.011	51.302	10	1.282	52.746	1	6.155	57.249	44	2 LAPS	1:07.968	44	2 LAPS	54.427
1	1.543	51.820	1	1.353	52.285	5	12.487	52.344	5	11.867	52.146	1	1 LAP	1:49.800
5	12.955	51.967	5	12.590	52.110	7	16.268	1:07.717	11	26.141	52.993	5	11.448	52.310
47	1 LAP	54.515	47	1 LAP	54.459	47	1 LAP	54.325	47	1 LAP	54.777	11	26.250	52.838
11	26.115	52.054	11	25.954	52.314	11	25.914	52.407	49	2 LAPS	57.708	47	1 LAP	54.124
49	2 LAPS	54.692	49	2 LAPS	55.096	49	2 LAPS	55.132	55	1 LAP	54.824	55	1 LAP	54.985
55	1 LAP	54.800	55	1 LAP	54.774	55	1 LAP	54.860	48	1 LAP	55.170			
44	1 LAP	54.402	44	1 LAP	55.178	48	1 LAP	55.420						
48	1 LAP	55.175	48	1 LAP	55.135									

Weather / Track : Cloudy / Dry

Knockhill  
 Circuit Length = 1.2713 miles  
 Start: 16:36 End: 17:37

**Avon Tyres British GT Championship**  
**RACE 2 - ROUND 4 - LAP CHART**

Lap 31			Lap 32			Lap 33			Lap 34			Lap 35		
No	Behind	Laptime	No	Behind	Laptime	No	Behind	Laptime	No	Behind	Laptime	No	Behind	Laptime
10		52.603	10		51.992	10		51.576	10		51.775	10		51.262
48	2 LAPS	55.430	48	2 LAPS	55.219	48	2 LAPS	55.087	55	2 LAPS	54.724	55	2 LAPS	55.256
12	1.882	54.652	49	4 LAPS	2:02.814	1	1 LAP	51.749	1	1 LAP	51.526	1	1 LAP	51.930
44	2 LAPS	54.688	44	2 LAPS	54.865	49	4 LAPS	58.163	48	2 LAPS	54.961	48	2 LAPS	55.010
1	1 LAP	52.249	1	1 LAP	51.598	44	2 LAPS	55.412	44	2 LAPS	56.331	44	2 LAPS	54.690
5	10.784	52.106	5	10.947	52.155	5	14.439	55.068	49	4 LAPS	58.720	12	1 LAP	53.842
11	25.790	52.310	11	26.221	52.423	12	1 LAP	1:59.732	12	1 LAP	54.651	49	4 LAPS	57.370
47	1 LAP	54.439	47	1 LAP	54.310	11	27.323	52.678	11	29.604	54.056	5	1 LAP	1:59.265
7	2 LAPS	2:58.974	7	2 LAPS	54.124	47	1 LAP	54.292	47	1 LAP	54.499	47	1 LAP	57.139
55	1 LAP	55.310	55	1 LAP	55.100	7	2 LAPS	53.331	7	2 LAPS	54.143			

Weather / Track : Cloudy / Dry

Knockhill  
 Circuit Length = 1.2713 miles  
 Start: 16:36 End: 17:37

**Avon Tyres British GT Championship**  
**RACE 2 - ROUND 4 - LAP CHART**

Lap 36			Lap 37			Lap 38			Lap 39			Lap 40		
No	Behind	Laptime	No	Behind	Laptime	No	Behind	Laptime	No	Behind	Laptime	No	Behind	Laptime
10		51.410	10		51.274	10		53.336	1		52.070	1		51.253
55	2 LAPS	54.843	1	1 LAP	51.768	1	1 LAP	52.319	10	0.762	1:53.608	10	2.291	52.782
1	1 LAP	51.572	55	2 LAPS	55.503	55	2 LAPS	56.140	55	1 LAP	54.623	7	2 LAPS	53.154
48	2 LAPS	54.962	7	3 LAPS	53.155	47	3 LAPS	2:12.438	7	2 LAPS	52.667	55	1 LAP	57.395
7	3 LAPS	1:18.827	48	2 LAPS	56.712	7	3 LAPS	52.765	47	2 LAPS	58.821	12	29.450	54.262
44	2 LAPS	54.847	44	2 LAPS	54.933	44	2 LAPS	55.831	12	26.441	54.469	5	32.197	52.932
12	1 LAP	53.826	12	1 LAP	55.242	12	1 LAP	53.872	5	30.518	53.494	47	2 LAPS	58.515
49	4 LAPS	57.465	5	1 LAP	54.169	5	1 LAP	53.573	48	2 LAPS	57.530	11	33.652	52.689
5	1 LAP	54.261	49	4 LAPS	58.650	11	1 LAP	52.515	11	32.216	52.493	48	2 LAPS	56.061
11	1 LAP	1:52.892	11	1 LAP	52.532	49	4 LAPS	57.162	44	2 LAPS	1:57.389	44	2 LAPS	56.744
						1	1:00.776	51.000	49	3 LAPS	1:00.466			
						55	1 LAP	54.848						
						7	2 LAPS	52.319						
						47	2 LAPS	59.925						

Weather / Track : Cloudy / Dry

Knockhill  
 Circuit Length = 1.2713 miles  
 Start: 16:36 End: 17:37

**Avon Tyres British GT Championship**  
**RACE 2 - ROUND 4 - LAP CHART**

Lap 41			Lap 42			Lap 43			Lap 44			Lap 45		
No	Behind	Laptime	No	Behind	Laptime	No	Behind	Laptime	No	Behind	Laptime	No	Behind	Laptime
1		51.883	1		51.733	1		51.365	1		52.663	1		52.287
10	2.938	52.530	10	4.260	53.055	10	6.166	53.271	47	3 LAPS	58.495	55	3 LAPS	55.199
7	2 LAPS	1:02.291	12	33.774	53.361	12	35.735	53.326	44	3 LAPS	56.798	44	3 LAPS	56.666
12	32.146	54.579	5	34.880	52.946	5	36.463	52.948	49	5 LAPS	1:08.947	47	3 LAPS	59.202
5	33.667	53.353	11	35.614	52.910	11	36.973	52.724	10	6.303	52.800	10	7.325	53.309
11	34.437	52.668	49	4 LAPS	56.936	48	2 LAPS	55.440	12	36.486	53.414	49	5 LAPS	58.607
49	4 LAPS	1:32.260	48	2 LAPS	56.325	55	2 LAPS	55.396	11	36.960	52.650	12	37.632	53.433
47	2 LAPS	57.847	47	2 LAPS	58.283				5	37.315	53.515	11	38.086	53.413
48	2 LAPS	55.655	55	2 LAPS	2:11.497				48	2 LAPS	55.450	5	38.322	53.294
44	2 LAPS	56.291	44	2 LAPS	56.018									

Weather / Track : Cloudy / Dry

Knockhill  
 Circuit Length = 1.2713 miles  
 Start: 16:36 End: 17:37

**Avon Tyres British GT Championship**  
**RACE 2 - ROUND 4 - LAP CHART**

Lap 46			Lap 47			Lap 48			Lap 49			Lap 50		
No	Behind	Laptime	No	Behind	Laptime	No	Behind	Laptime	No	Behind	Laptime	No	Behind	Laptime
1		51.704	1		51.684	1		52.320	1		52.027	1		51.993
48	3 LAPS	56.241	48	3 LAPS	55.937	10	11.358	53.318	10	12.221	52.890	10	12.630	52.402
55	3 LAPS	55.698	55	3 LAPS	55.956	55	3 LAPS	56.206	55	3 LAPS	54.940	55	3 LAPS	55.490
10	9.382	53.761	10	10.360	52.662	48	3 LAPS	56.750	48	3 LAPS	55.509	48	3 LAPS	55.296
44	3 LAPS	55.993	44	3 LAPS	56.225	44	3 LAPS	56.217	44	3 LAPS	55.669	44	3 LAPS	55.780
47	3 LAPS	58.888	47	3 LAPS	57.569	47	3 LAPS	57.283	47	3 LAPS	57.557	47	3 LAPS	57.527
49	5 LAPS	57.892	49	5 LAPS	57.053	49	5 LAPS	57.158	49	5 LAPS	56.863	49	5 LAPS	56.447
11	39.377	52.995	11	40.209	52.516	11	40.483	52.594	11	40.978	52.522	11	41.581	52.596
12	40.489	54.561	12	42.311	53.506	5	44.049	53.700	5	44.604	52.582	5	45.222	52.611
5	40.653	54.035	5	42.669	53.700	12	44.376	54.385	12	45.948	53.599	12	47.316	53.361

Weather / Track : Cloudy / Dry

Knockhill  
 Circuit Length = 1.2713 miles  
 Start: 16:36 End: 17:37

**Avon Tyres British GT Championship**  
**RACE 2 - ROUND 4 - LAP CHART**

Lap 51			Lap 52			Lap 53			Lap 54			Lap 55		
No	Behind	Laptime	No	Behind	Laptime	No	Behind	Laptime	No	Behind	Laptime	No	Behind	Laptime
1		51.826	1		52.146	1		52.370	1		56.324	1		56.465
10	13.191	52.387	10	13.658	52.613	10	13.942	52.654	47	4 LAPS	1:01.284	47	4 LAPS	1:01.116
55	3 LAPS	55.088	55	3 LAPS	55.051	55	3 LAPS	55.305	10	10.802	53.184	10	11.899	57.562
48	3 LAPS	55.294	48	3 LAPS	55.463	48	3 LAPS	55.411	55	3 LAPS	55.908	55	3 LAPS	1:02.282
44	3 LAPS	56.034	44	3 LAPS	56.096	44	3 LAPS	55.884	48	3 LAPS	56.632	48	3 LAPS	1:01.034
47	3 LAPS	57.481	11	44.721	54.165	11	45.042	52.691	44	3 LAPS	56.471	44	3 LAPS	56.639
11	42.702	52.947	5	48.150	53.719	5	49.155	53.375	11	42.836	54.118	11	44.414	58.043
49	5 LAPS	56.536	49	5 LAPS	59.794	12	52.232	53.701	5	47.283	54.452	5	45.689	54.871
5	46.577	53.181	47	3 LAPS	1:00.912				12	50.036	54.128	12	48.732	55.161
12	49.313	53.823	12	50.901	53.734									

Weather / Track : Cloudy / Dry

Knockhill  
 Circuit Length = 1.2713 miles  
 Start: 16:36 End: 17:37

**Avon Tyres British GT Championship**  
**RACE 2 - ROUND 4 - LAP CHART**

Lap 56			Lap 57			Lap 58			Lap 59			Lap 60		
No	Behind	Laptime	No	Behind	Laptime	No	Behind	Laptime	No	Behind	Laptime	No	Behind	Laptime
1		54.247	1		58.823	1		1:13.327	1		1:13.668	1		1:15.504
47	4 LAPS	1:00.473	47	4 LAPS	58.938	47	4 LAPS	1:00.692	47	4 LAPS	1:12.939	47	4 LAPS	1:15.353
10	15.175	57.523	10	14.545	58.193	10	1.884	1:00.666	10	1.132	1:12.916	10	1.092	1:15.464
55	3 LAPS	57.807	55	3 LAPS	58.661	55	3 LAPS	1:02.333	55	3 LAPS	1:00.167	55	3 LAPS	1:05.854
48	3 LAPS	57.489	48	3 LAPS	58.740	48	3 LAPS	1:02.162	48	3 LAPS	59.961	48	3 LAPS	1:05.965
44	3 LAPS	1:12.158	44	3 LAPS	1:13.365	11	55.741	57.788	11	44.686	1:02.613	11	33.190	1:04.008
11	57.044	1:06.877	11	1:11.280	1:13.059	44	3 LAPS	59.399	44	3 LAPS	1:02.392	44	3 LAPS	1:04.474
5	57.403	1:05.961	5	1:11.816	1:13.236	5	57.326	58.837	5	45.910	1:02.252	5	34.930	1:04.524
12	58.122	1:03.637	12	1:12.674	1:13.375	12	58.076	58.729	12	46.424	1:02.016	12	36.130	1:05.210

Weather / Track : Cloudy / Dry

Knockhill  
 Circuit Length = 1.2713 miles  
 Start: 16:36 End: 17:37

**Avon Tyres British GT Championship**  
**RACE 2 - ROUND 4 - LAP CHART**

Lap 61			Lap 62			Lap 63			Lap 64			Lap 65		
No	Behind	Laptime	No	Behind	Laptime	No	Behind	Laptime	No	Behind	Laptime	No	Behind	Laptime
1		1:14.434	1		1:17.901	1		51.943	1		52.670	1		51.987
47	4 LAPS	1:14.354	47	4 LAPS	1:17.972	48	3 LAPS	56.855	11	7.042	52.601	11	7.603	52.548
10	1.196	1:14.538	10	0.894	1:17.599	11	7.111	57.061	12	9.173	54.142	12	10.301	53.115
55	3 LAPS	1:14.430	55	3 LAPS	1:16.491	12	7.701	56.947	48	3 LAPS	58.498	48	3 LAPS	56.312
48	3 LAPS	1:14.504	48	3 LAPS	1:16.282	47	4 LAPS	1:02.762	44	3 LAPS	59.167	44	3 LAPS	1:00.549
44	3 LAPS	56.782	44	3 LAPS	1:02.722	44	3 LAPS	1:02.394	47	4 LAPS	1:00.175	47	4 LAPS	1:02.269
11	17.433	58.677	11	1.993	1:02.461	10	37.907	1:28.956	10	38.199	52.962	10	38.853	52.641
5	17.703	57.207	5	2.222	1:02.420									
12	18.577	56.881	12	2.697	1:02.021									

Weather / Track : Cloudy / Dry

Knockhill  
 Circuit Length = 1.2713 miles  
 Start: 16:36 End: 17:37

**Avon Tyres British GT Championship**  
**RACE 2 - ROUND 4 - LAP CHART**

Lap 66		
No	Behind	Laptime
1		52.578
11	7.746	52.721
12	11.592	53.869
48	3 LAPS	56.361
44	3 LAPS	1:00.959
47	4 LAPS	1:01.145
10	39.042	52.767

**Weather / Track : Cloudy / Dry**

Knockhill  
Circuit Length = 1.2713 miles  
Start: 16:36 End: 17:37

# Avon Tyres British GT Championship

## RACE 2 - ROUND 4 - SECTOR ANALYSIS

1		JONES-JONES				GT3 Preci Spark							
1 -		20.574	123.6	14.887	113.2	55.594	34 -	16.737	20.217	123.6	14.976	113.0	51.930
2 -	16.868	20.143	124.0	14.641	113.4	51.652	35 -	16.536	20.130	124.3	14.906	113.2	51.572
3 -	16.730	19.804	125.0	14.734	113.4	51.268	36 -	16.425	20.347	122.7	14.996	112.4	51.768
4 -	16.609	19.692	125.0	<b>14.586</b>	113.4	50.887	37 -	17.416	19.994	124.3	14.909	113.0	52.319
5 -	16.517	<b>19.600</b>	124.5	14.707	113.4	<b>50.824</b>	38 -	16.487	19.792	124.7	14.721	113.4	51.000
6 -	16.666	19.745	124.5	14.675	112.8	51.086	39 -	16.514	20.704	123.6	14.852	113.2	52.070
7 -	16.514	20.132	124.0	14.683	113.0	51.329	40 -	16.453	19.943	124.5	14.857	113.0	51.253
8 -	16.631	19.784	124.5	14.861	112.8	51.276	41 -	16.827	20.274	124.3	14.782	113.2	51.883
9 -	<b>16.384</b>	19.735	123.8	14.822	112.6	50.941	42 -	16.689	20.061	124.3	14.983	113.0	51.733
10 -	16.411	19.714	125.2	14.814	113.0	50.939	43 -	16.581	19.851	125.0	14.933	113.0	51.365
11 -	16.591	20.360	123.6	15.030	113.0	51.981	44 -	16.568	20.299	124.5	15.796	112.0	52.663
12 -	16.442	20.239	122.9	14.842	112.6	51.523	45 -	16.697	20.136	125.4	15.454	112.6	52.287
13 -	16.479	20.400	122.2	14.776	112.4	51.655	46 -	16.699	20.050	124.3	14.955	112.8	51.704
14 -	16.597	19.901	124.7	15.021	112.2	51.519	47 -	16.664	20.018	124.7	15.002	109.3	51.684
15 -	16.745	20.181	123.6	14.867	112.2	51.793	48 -	16.800	20.418	125.0	15.102	113.0	52.320
16 -	18.304	20.714	124.3	15.362	112.8	54.380	49 -	16.879	20.177	124.7	14.971	113.2	52.027
17 -	17.102	20.057	123.8	14.834	112.4	51.993	50 -	16.755	20.194	125.2	15.044	113.2	51.993
18 -	16.540	19.759	125.0	15.325	110.9	51.624	51 -	16.802	20.015	125.2	15.009	113.2	51.826
19 -	16.425	19.852	124.0	15.192	111.7	51.469	52 -	16.873	20.262	124.7	15.011	112.8	52.146
20 -	16.542	19.767	124.0	14.636	112.2	50.945	53 -	17.079	20.220	125.0	15.071	113.2	52.370
21 -	16.507	19.697	124.7	14.898	112.2	51.102	54 -	19.475	21.818	123.6	15.031	112.8	56.324
22 -	16.803	19.838	123.6	14.978	112.0	51.619	55 -	17.282	21.289	101.5	17.894	106.7	56.465
23 -	16.700	20.024	123.8	14.858	112.8	51.582	56 -	17.698	20.966	122.0	15.583	111.7	54.247
24 -	16.718	20.087	124.0	15.260	112.4	52.065	57 -	17.947	22.138	93.9	18.738	78.0	58.823
25 -	17.272	20.176	123.6	15.230	111.3	52.678	58 -	26.735	26.429	90.8	20.163	74.6	1:13.327
26 -	17.029	19.969	123.8	14.822	112.8	51.820	59 -	24.044	26.353	76.8	23.271	67.0	1:13.668
27 -	16.673	20.189	124.3	15.423	111.8	52.285	60 -	25.314	28.365	70.1	21.825	71.0	1:15.504
28 -	18.888	20.782	122.9	17.579	34.0	57.249	61 -	24.158	27.765	75.2	22.511	62.3	1:14.434
29 -	1:14.605	20.320	123.6	14.875	112.8	1:49.800	62 -	27.188	29.675	72.8	21.038	101.7	1:17.901
30 -	16.774	20.626	123.8	14.849	112.6	52.249	63 -	16.944	20.015	<b>126.7</b>	14.984	113.0	51.943
31 -	16.564	20.225	124.7	14.809	112.8	51.598	64 -	17.242	20.357	124.0	15.071	<b>113.6</b>	52.670
32 -	16.748	20.087	124.0	14.914	113.0	51.749	65 -	16.852	20.105	125.0	15.030	113.0	51.987
33 -	16.589	20.089	123.6	14.848	113.0	51.526	66 -	17.043	20.360	125.2	15.175	113.2	52.578
2		GRIFFIN-CAMERON				GT3 Mtech							
1 -		21.141	124.3	15.092	114.7	58.141	9 -	16.325	19.683	127.1	14.648	114.7	50.656
2 -	17.243	20.245	125.7	15.007	113.9	52.495	10 -	16.332	19.699	127.1	14.608	114.5	50.639
3 -	16.690	20.000	126.9	15.060	113.9	51.750	11 -	<b>16.190</b>	19.765	126.6	14.653	<b>115.7</b>	50.608
4 -	16.971	20.102	125.9	14.741	<b>115.7</b>	51.814	12 -	16.263	19.783	127.1	14.776	114.9	50.822
5 -	16.441	19.996	126.4	14.874	<b>115.7</b>	51.311	13 -	16.404	20.006	124.0	15.084	113.0	51.494
6 -	16.405	19.771	<b>127.6</b>	14.669	114.9	50.845	14 -	16.452	20.733	125.4	14.725	113.9	51.910
7 -	16.327	<b>19.649</b>	127.3	14.626	114.7	50.602	15 -	16.420	19.714	125.9	14.750	114.7	50.884
8 -	16.271	19.649	127.1	<b>14.548</b>	114.9	<b>50.468</b>	16 -	25.443	22.938	122.5	17.953	40.0	1:06.334
3		DAOUDI-LESTER				GT3 Hector Lester							
1 -		20.929	123.4	15.403	111.1	57.924	3 -	<b>16.728</b>	<b>20.126</b>	<b>125.0</b>	15.099	<b>112.8</b>	<b>51.953</b>
2 -	17.100	20.215	124.0	<b>15.072</b>	112.0	52.387							
5		SCOTT-WILKINS				GT3 Craig Wilkins							
1 -		20.764	123.6	15.343	112.6	57.390	32 -	16.641	20.163	125.0	15.351	113.0	52.155
2 -	16.869	20.268	124.5	15.340	112.2	52.477	33 -	16.831	20.254	124.3	17.983	34.6	55.068
3 -	16.745	20.134	124.3	15.503	111.7	52.382	34 -	1:21.784	21.920	123.8	15.561	112.6	1:59.265
4 -	17.093	20.762	124.7	<b>14.986</b>	112.6	52.841	35 -	16.998	21.416	124.7	15.847	112.0	54.261
5 -	16.626	20.052	124.7	15.193	112.6	51.871	36 -	17.032	21.369	122.7	15.768	111.1	54.169
6 -	16.524	20.019	124.7	15.221	112.6	51.764	37 -	17.079	20.581	124.7	15.913	112.4	53.573
7 -	16.429	20.002	125.0	15.229	112.4	51.660	38 -	17.076	20.570	125.0	15.574	113.4	53.220
8 -	16.562	20.077	125.7	15.080	<b>113.6</b>	51.719	39 -	17.347	20.695	122.5	15.452	113.0	53.494
9 -	16.457	20.053	125.2	15.161	113.0	51.671	40 -	16.950	20.478	<b>125.9</b>	15.504	111.7	52.932
10 -	16.524	<b>19.837</b>	125.2	15.024	<b>113.6</b>	<b>51.385</b>	41 -	17.017	20.584	122.5	15.752	112.0	53.353
11 -	16.468	19.876	125.2	15.125	<b>113.6</b>	51.469	42 -	17.052	20.449	124.0	15.445	112.8	52.946
12 -	<b>16.402</b>	19.970	125.0	15.170	113.4	51.542	43 -	16.991	20.646	123.4	15.311	112.8	52.948
13 -	16.494	20.057	124.7	15.145	113.2	51.696	44 -	17.892	20.412	125.0	15.211	<b>113.6</b>	53.515

Weather / Track : Cloudy / Dry

Knockhill  
Circuit Length = 1.2713 miles  
Start: 16:36 End: 17:37

# Avon Tyres British GT Championship

## RACE 2 - ROUND 4 - SECTOR ANALYSIS

14 -	16.671	20.003	125.0	15.126	113.4	51.800	45 -	17.108	20.853	124.7	15.333	112.4	53.294
15 -	16.698	20.160	125.2	15.292	<b>113.6</b>	52.150	46 -	17.607	21.053	124.5	15.375	112.0	54.035
16 -	16.665	20.572	125.2	15.107	112.8	52.344	47 -	17.415	21.164	123.6	15.121	111.5	53.700
17 -	17.396	20.075	124.5	15.368	112.2	52.839	48 -	17.063	21.372	122.2	15.265	112.6	53.700
18 -	16.600	20.098	125.2	15.204	112.8	51.902	49 -	16.728	20.615	125.4	15.239	113.0	52.582
19 -	16.563	20.399	124.0	15.378	112.6	52.340	50 -	16.814	20.495	125.4	15.302	112.8	52.611
20 -	16.590	20.133	125.2	15.206	113.0	51.929	51 -	17.000	20.775	124.0	15.406	112.4	53.181
21 -	16.600	20.097	125.0	15.189	112.6	51.886	52 -	16.823	21.319	122.7	15.577	111.8	53.719
22 -	16.556	20.062	125.0	15.264	112.6	51.882	53 -	17.101	20.990	125.0	15.284	112.8	53.375
23 -	16.620	20.028	124.5	15.365	112.0	52.013	54 -	17.333	21.539	124.5	15.580	112.4	54.452
24 -	16.684	20.055	125.2	15.077	113.2	51.816	55 -	17.683	21.515	124.7	15.673	112.0	54.871
25 -	16.709	20.284	124.7	15.228	113.4	52.221	56 -	20.097	26.241	94.0	19.623	81.4	1:05.961
26 -	16.596	20.065	125.2	15.306	113.2	51.967	57 -	26.460	26.129	89.1	20.647	82.6	1:13.236
27 -	16.679	20.161	125.0	15.270	113.0	52.110	58 -	19.628	22.155	109.1	17.054	89.4	58.837
28 -	16.640	20.509	124.5	15.195	113.0	52.344	59 -	21.011	23.928	102.5	17.313	90.4	1:02.252
29 -	16.813	20.175	125.4	15.158	113.2	52.146	60 -	19.735	26.239	83.7	18.550	90.8	1:04.524
30 -	16.744	20.232	125.4	15.334	113.2	52.310	61 -	18.731	21.840	108.9	16.636	100.8	57.207
31 -	16.528	20.265	124.5	15.313	113.0	52.106	62 -	18.746	24.273	60.2	19.401	111.7	1:02.420

7	GEDDIE-ASHBURN												GT3 Trackspeed											
1 -		20.518	121.6	15.087	111.8	56.439	21 -	16.344	20.297	123.6	14.925	111.8	51.566											
2 -	16.800	20.285	120.7	15.060	110.7	52.145	22 -	16.564	20.441	122.5	14.789	111.3	51.794											
3 -	16.577	<b>19.558</b>	123.8	14.919	112.0	51.054	23 -	16.445	20.399	123.6	14.792	111.1	51.636											
4 -	<b>16.212</b>	19.582	123.8	14.881	112.0	<b>50.675</b>	24 -	16.517	20.521	121.8	14.955	111.7	51.993											
5 -	16.298	19.664	<b>124.0</b>	14.842	112.0	50.804	25 -	16.361	20.440	123.1	15.060	112.2	51.861											
6 -	16.347	19.774	122.9	14.823	112.4	50.944	26 -	16.513	20.382	122.7	15.047	111.7	51.942											
7 -	16.264	19.841	123.1	14.949	112.2	51.054	27 -	16.396	21.016	122.5	15.684	110.4	53.096											
8 -	16.423	19.757	123.4	14.881	111.7	51.061	28 -	20.255	29.086	92.9	18.376	40.4	1:07.717											
9 -	16.412	19.784	123.1	<b>14.771</b>	112.2	50.967	29 -	2:21.494	22.082	119.8	15.398	111.1	2:58.974											
10 -	16.518	19.700	123.1	14.783	111.7	51.001	30 -	17.480	21.263	120.5	15.381	110.9	54.124											
11 -	16.584	20.188	121.4	15.086	112.2	51.858	31 -	17.152	20.719	121.1	15.460	110.7	53.331											
12 -	16.499	20.451	119.4	14.898	111.7	51.848	32 -	16.965	20.629	121.8	16.549	50.6	54.143											
13 -	16.362	20.302	120.1	15.126	<b>113.4</b>	51.790	33 -	42.861	20.694	121.1	15.272	112.2	1:18.827											
14 -	16.851	20.843	121.6	14.897	111.8	52.591	34 -	17.157	20.777	122.5	15.221	111.3	53.155											
15 -	16.636	19.769	123.1	14.901	111.3	51.306	35 -	17.099	20.412	121.1	15.254	111.7	52.765											
16 -	17.388	20.242	121.8	15.102	112.0	52.732	36 -	16.665	20.466	121.4	15.188	111.8	52.319											
17 -	16.908	20.021	123.4	14.857	111.7	51.786	37 -	16.849	20.640	120.9	15.178	111.3	52.667											
18 -	16.326	19.707	123.4	14.937	111.5	50.970	38 -	16.872	21.191	121.6	15.091	110.7	53.154											
19 -	16.428	19.854	123.1	14.964	111.8	51.246	39 -	18.023	25.013	99.0	19.255	42.1	1:02.291											
20 -	16.354	19.970	122.5	14.991	111.8	51.315																		

10	FERRIER-WARREN												GT3 Chad Racing											
1 -		20.533	123.6	15.022	112.6	56.182	34 -	16.358	20.381	124.3	15.036	113.0	51.775											
2 -	16.807	20.560	125.2	15.248	113.9	52.615	35 -	16.474	19.897	126.1	14.891	113.2	51.262											
3 -	16.785	20.000	125.7	14.841	113.4	51.626	36 -	16.527	19.986	126.1	14.897	113.7	51.410											
4 -	16.463	19.912	126.1	<b>14.760</b>	113.6	51.135	37 -	16.405	19.970	125.7	14.899	113.4	51.274											
5 -	<b>16.165</b>	<b>19.736</b>	125.2	14.854	113.0	<b>50.755</b>	38 -	16.678	20.175	125.0	16.483	43.8	53.336											
6 -	16.169	19.893	125.2	14.773	113.6	50.835	39 -	1:16.422	21.956	124.7	15.230	<b>114.7</b>	1:53.608											
7 -	16.347	19.797	126.1	14.865	113.4	51.009	40 -	16.891	21.082	125.9	14.809	113.7	52.782											
8 -	16.271	19.791	126.1	14.841	113.7	50.903	41 -	16.931	20.744	126.6	14.855	114.3	52.530											
9 -	16.209	19.773	126.1	14.894	113.2	50.876	42 -	16.966	21.053	126.6	15.036	113.9	53.055											
10 -	16.270	19.909	126.1	14.815	112.8	50.994	43 -	17.159	20.918	126.9	15.194	113.7	53.271											
11 -	16.319	19.889	125.9	15.122	113.7	51.330	44 -	16.860	20.718	126.1	15.222	113.0	52.800											
12 -	16.574	20.145	123.4	15.419	111.3	52.138	45 -	17.071	21.173	126.1	15.065	114.1	53.309											
13 -	16.528	20.065	125.4	14.941	112.6	51.534	46 -	17.989	20.568	125.9	15.204	113.4	53.761											
14 -	16.778	20.751	122.7	15.008	113.4	52.537	47 -	16.831	20.733	126.6	15.098	113.2	52.662											
15 -	17.071	19.919	125.4	14.995	113.2	51.985	48 -	17.108	21.017	122.2	15.193	113.9	53.318											
16 -	16.773	20.256	126.4	15.406	107.2	52.435	49 -	16.869	20.950	126.1	15.071	113.6	52.890											
17 -	17.165	20.300	126.4	14.920	113.2	52.385	50 -	16.768	20.665	126.6	14.969	113.6	52.402											
18 -	16.515	19.965	125.4	15.015	111.7	51.495	51 -	16.780	20.683	127.1	14.924	113.6	52.387											
19 -	16.385	19.986	125.4	14.971	113.4	51.342	52 -	16.770	20.957	126.6	14.886	113.7	52.613											
20 -	16.490	19.948	125.7	15.050	112.4	51.488	53 -	16.741	20.860	126.6	15.053	113.6	52.654											
21 -	16.290	19.921	125.2	15.084	111.8	51.295	54 -	17.268	20.978	126.6	14.938	114.5	53.184											
22 -	16.378	19.834	126.4	14.865	112.6	51.077	55 -	17.265	23.782	110.7	16.515	101.5	57.562											

Weather / Track : Cloudy / Dry

Knockhill  
Circuit Length = 1.2713 miles  
Start: 16:36 End: 17:37

# Avon Tyres British GT Championship

## RACE 2 - ROUND 4 - SECTOR ANALYSIS

23 -	16.484	20.046	126.4	14.985	112.6	51.515	56 -	18.892	22.188	117.5	16.443	105.5	57.523
24 -	16.570	20.110	126.6	15.045	114.1	51.725	57 -	18.824	22.664	109.3	16.705	101.2	58.193
25 -	17.315	20.110	125.4	15.074	112.8	52.499	58 -	19.757	23.245	105.2	17.664	94.0	1:00.666
26 -	16.538	19.954	125.4	14.810	113.6	51.302	59 -	23.362	26.560	81.4	22.994	66.2	1:12.916
27 -	16.306	20.652	124.3	15.788	112.0	52.746	60 -	25.636	27.852	68.7	21.976	69.6	1:15.464
28 -	18.402	20.425	125.4	14.930	113.0	53.757	61 -	24.158	27.663	71.5	22.717	68.3	1:14.538
29 -	16.621	19.831	125.4	14.875	113.0	51.327	62 -	27.063	29.362	72.2	21.174	96.8	1:17.599
30 -	16.336	20.323	125.4	15.084	112.0	51.743	63 -	18.175	20.733	126.9	50.048	111.5	1:28.956
31 -	16.960	20.528	124.0	15.115	110.7	52.603	64 -	17.351	20.675	127.3	14.936	114.5	52.962
32 -	16.572	20.406	125.0	15.014	113.2	51.992	65 -	16.937	20.793	127.6	14.911	114.3	52.641
33 -	16.528	19.997	125.4	15.051	113.0	51.576	66 -	16.966	20.871	126.4	14.930	114.7	52.767

### 11 BALBIANI-GARRIZ GT3 Chad Racing

1 -		21.386	120.1	15.659	107.7	59.405	34 -	16.880	20.808	120.7	16.368	47.8	54.056
2 -	17.087	20.730	120.9	15.123	109.1	52.940	35 -	1:16.627	20.846	122.5	15.419	108.8	1:52.892
3 -	17.054	20.695	119.4	15.244	108.2	52.993	36 -	16.746	20.501	122.2	15.285	108.4	52.532
4 -	16.760	20.653	119.8	15.211	108.8	52.624	37 -	16.856	20.433	122.5	15.226	108.4	52.515
5 -	16.773	20.745	119.6	15.050	107.7	52.568	38 -	16.658	20.535	122.5	15.115	108.6	52.308
6 -	17.540	20.788	119.6	14.971	108.2	53.299	39 -	16.712	20.518	121.8	15.263	109.3	52.493
7 -	16.927	20.688	120.3	14.946	108.4	52.561	40 -	16.866	20.549	122.5	15.274	109.1	52.689
8 -	16.808	20.333	119.8	15.114	108.1	52.255	41 -	16.792	20.257	122.9	15.619	108.1	52.668
9 -	16.750	20.542	120.3	15.014	108.2	52.306	42 -	16.707	20.964	122.9	15.239	108.6	52.910
10 -	16.826	20.663	119.8	15.135	108.4	52.624	43 -	16.877	20.635	122.7	15.212	108.6	52.724
11 -	16.863	20.422	120.1	14.951	108.9	52.236	44 -	16.986	20.476	122.2	15.188	108.9	52.650
12 -	16.853	20.387	120.9	15.020	108.8	52.260	45 -	17.058	21.057	122.0	15.298	107.5	53.413
13 -	16.783	20.421	120.1	15.178	108.2	52.382	46 -	17.126	20.655	122.9	15.214	108.1	52.995
14 -	16.819	20.327	119.4	15.022	108.4	52.168	47 -	16.656	20.598	121.8	15.262	108.1	52.516
15 -	16.668	20.311	120.1	14.979	108.6	51.958	48 -	16.786	20.555	123.4	15.253	108.2	52.594
16 -	16.703	20.351	122.0	15.109	108.6	52.163	49 -	16.651	20.479	122.9	15.392	107.9	52.522
17 -	16.799	20.550	119.8	15.077	108.2	52.426	50 -	16.711	20.531	123.6	15.354	107.9	52.596
18 -	16.626	20.355	121.8	14.972	108.6	51.953	51 -	17.061	20.453	123.8	15.433	107.7	52.947
19 -	16.633	20.345	121.1	15.046	108.8	52.024	52 -	18.051	20.726	122.9	15.388	107.9	54.165
20 -	16.710	20.415	122.0	15.163	108.1	52.288	53 -	16.930	20.465	123.4	15.296	108.4	52.691
21 -	16.706	20.378	121.1	15.219	108.1	52.303	54 -	17.047	20.798	122.5	16.273	98.3	54.118
22 -	16.812	20.520	121.1	15.216	107.7	52.548	55 -	18.488	23.177	110.4	16.378	96.4	58.043
23 -	16.976	20.907	121.4	15.215	108.2	53.098	56 -	20.542	26.588	90.9	19.747	79.1	1:06.877
24 -	16.709	20.475	120.5	15.068	108.6	52.252	57 -	26.297	26.186	93.5	20.576	83.6	1:13.059
25 -	16.707	20.507	120.9	15.214	108.1	52.428	58 -	19.373	21.174	122.0	17.241	74.8	57.788
26 -	16.619	20.354	120.9	15.081	108.6	52.054	59 -	21.220	24.113	104.0	17.280	90.9	1:02.613
27 -	16.687	20.498	121.6	15.129	109.1	52.314	60 -	19.462	27.146	80.1	17.400	99.4	1:04.008
28 -	16.827	20.423	121.4	15.157	108.8	52.407	61 -	17.899	24.096	103.4	16.682	94.5	58.677
29 -	17.090	20.593	120.5	15.310	107.7	52.993	62 -	18.354	24.516	63.6	19.591	99.6	1:02.461
30 -	16.981	20.740	119.8	15.117	108.2	52.838	63 -	19.268	22.178	123.8	15.615	109.3	57.061
31 -	16.619	20.480	120.1	15.211	108.2	52.310	64 -	17.261	20.338	123.6	15.002	109.5	52.601
32 -	16.880	20.481	120.3	15.062	108.8	52.423	65 -	16.655	20.523	121.8	15.370	109.3	52.548
33 -	16.876	20.773	120.5	15.029	108.9	52.678	66 -	16.845	20.640	123.8	15.236	109.1	52.721

### 12 WILCOX-BURTON GT3 Phil Burton

1 -		20.497	125.0	14.764	114.1	54.836	34 -	17.384	21.093	126.1	15.365	113.0	53.842
2 -	16.557	19.996	126.4	14.728	114.7	51.281	35 -	17.482	21.063	125.7	15.281	113.7	53.826
3 -	16.537	20.032	126.9	14.585	114.5	51.154	36 -	18.003	21.779	126.1	15.460	114.5	55.242
4 -	16.456	20.108	126.9	14.669	114.3	51.233	37 -	17.319	21.282	127.1	15.271	115.1	53.872
5 -	16.475	19.913	127.3	14.651	114.7	51.039	38 -	17.782	21.436	127.1	15.178	115.1	54.396
6 -	16.454	20.163	127.1	14.760	114.5	51.377	39 -	17.851	21.349	125.7	15.269	114.7	54.469
7 -	16.396	20.237	126.4	14.688	114.5	51.321	40 -	17.547	21.378	125.7	15.337	113.2	54.262
8 -	16.376	19.892	127.6	14.639	114.9	50.907	41 -	17.465	21.803	123.6	15.311	113.9	54.579
9 -	16.432	20.023	127.3	14.563	115.1	51.018	42 -	17.191	21.087	125.9	15.083	114.3	53.361
10 -	16.414	20.056	127.3	14.708	114.3	51.178	43 -	17.368	21.021	126.1	14.937	114.5	53.326
11 -	16.470	20.524	125.9	14.942	114.7	51.936	44 -	17.067	21.017	126.9	15.330	113.2	53.414
12 -	16.467	20.162	127.3	14.648	115.3	51.277	45 -	17.337	20.868	126.4	15.228	113.9	53.433
13 -	16.482	20.117	126.9	14.789	114.7	51.388	46 -	17.962	21.196	125.0	15.403	114.9	54.561
14 -	16.706	20.214	126.9	14.791	114.1	51.711	47 -	17.254	21.177	126.6	15.075	114.3	53.506
15 -	16.618	20.162	127.8	14.779	114.3	51.559	48 -	17.169	21.783	124.5	15.433	113.7	54.385
16 -	16.767	20.658	126.6	14.755	113.9	52.180	49 -	17.297	21.223	128.1	15.079	115.3	53.599

Weather / Track : Cloudy / Dry

Knockhill  
Circuit Length = 1.2713 miles  
Start: 16:36 End: 17:37

# Avon Tyres British GT Championship

## RACE 2 - ROUND 4 - SECTOR ANALYSIS

17 -	16.584	20.234	127.8	14.832	115.1	51.650	50 -	17.053	21.192	127.1	15.116	114.7	53.361
18 -	17.297	20.208	127.1	14.745	115.9	52.250	51 -	17.314	21.286	127.3	15.223	114.1	53.823
19 -	16.604	20.423	126.4	14.876	114.7	51.903	52 -	17.158	21.315	127.1	15.261	<b>116.1</b>	53.734
20 -	16.647	20.221	126.9	14.934	113.6	51.802	53 -	17.385	21.245	126.6	15.071	115.3	53.701
21 -	16.550	20.530	125.7	14.832	114.5	51.912	54 -	17.264	21.392	126.1	15.472	115.3	54.128
22 -	16.629	20.233	126.6	14.786	113.9	51.648	55 -	18.042	21.637	126.1	15.482	114.5	55.161
23 -	16.512	20.351	127.1	14.846	114.1	51.709	56 -	18.657	25.537	83.9	19.443	79.5	1:03.637
24 -	16.642	20.334	126.4	14.942	114.3	51.918	57 -	26.579	26.341	92.1	20.455	77.8	1:13.375
25 -	16.481	20.397	126.4	15.062	114.7	51.940	58 -	20.368	22.274	123.6	16.087	107.0	58.729
26 -	16.592	20.376	126.1	14.906	114.7	51.874	59 -	21.102	23.648	95.7	17.266	98.3	1:02.016
27 -	16.528	20.996	126.1	14.951	114.1	52.475	60 -	19.971	25.996	87.3	19.243	99.3	1:05.210
28 -	16.776	20.729	126.6	14.942	114.3	52.447	61 -	19.297	21.774	125.0	15.810	113.7	56.881
29 -	17.259	20.575	127.6	14.932	114.3	52.766	62 -	18.787	23.981	59.7	19.253	115.9	1:02.021
30 -	16.911	20.580	126.1	15.238	113.0	52.729	63 -	19.222	21.984	128.6	15.741	114.7	56.947
31 -	16.842	20.567	125.2	17.243	35.1	54.652	64 -	18.121	20.971	128.3	15.050	115.1	54.142
32 -	1:21.719	22.106	117.5	15.907	114.5	1:59.732	65 -	17.202	20.844	<b>128.8</b>	15.069	114.9	53.115
33 -	17.482	21.673	124.7	15.496	113.6	54.651	66 -	17.216	21.395	127.1	15.258	114.1	53.869

### 44 BUTCHER-HARVEY G4 ABG Motorsport

1 -		21.989	104.4	16.620	92.9	1:01.468	33 -	17.439	21.109	106.5	16.142	94.9	54.690
2 -	17.925	21.282	107.5	16.386	94.5	55.593	34 -	17.458	21.297	106.7	16.092	94.8	54.847
3 -	18.392	21.477	106.2	16.186	94.7	56.055	35 -	17.616	21.207	106.0	16.110	95.2	54.933
4 -	18.121	21.519	106.7	<b>16.062</b>	94.9	55.702	36 -	17.511	21.169	106.4	17.151	46.8	55.831
5 -	17.504	20.864	108.1	16.163	95.7	54.531	37 -	1:17.830	22.734	106.0	16.825	94.1	1:57.389
6 -	17.393	21.146	108.4	16.389	96.0	54.928	38 -	18.242	21.693	107.4	16.809	93.6	56.744
7 -	17.362	21.324	108.4	16.288	<b>96.8</b>	54.974	39 -	18.139	21.402	106.9	16.750	93.7	56.291
8 -	17.893	21.239	107.2	16.251	96.0	55.383	40 -	18.041	21.457	107.2	16.520	94.4	56.018
9 -	17.478	21.310	<b>108.8</b>	16.620	92.4	55.408	41 -	18.095	22.052	106.9	16.651	94.8	56.798
10 -	17.581	21.120	106.5	16.151	95.2	54.852	42 -	17.895	21.947	104.7	16.824	94.7	56.666
11 -	17.434	<b>20.848</b>	107.2	16.157	95.7	54.439	43 -	17.906	21.300	107.2	16.787	94.9	55.993
12 -	17.346	20.858	107.9	16.405	96.4	54.609	44 -	17.928	21.542	104.7	16.755	92.2	56.225
13 -	17.823	21.289	107.0	16.667	96.3	55.779	45 -	18.001	21.481	106.4	16.735	94.3	56.217
14 -	18.302	21.077	105.8	16.234	94.3	55.613	46 -	17.945	21.311	107.2	16.413	94.3	55.669
15 -	18.270	20.979	106.7	16.074	95.1	55.323	47 -	17.870	21.387	106.9	16.523	94.4	55.780
16 -	17.684	20.868	107.4	16.633	95.2	55.185	48 -	18.024	21.516	107.0	16.494	94.5	56.034
17 -	17.425	20.904	106.5	16.210	94.4	54.539	49 -	18.053	21.567	107.7	16.476	94.0	56.096
18 -	17.466	20.904	106.5	16.206	94.5	54.576	50 -	18.005	21.413	107.2	16.466	94.7	55.884
19 -	17.418	20.928	106.7	16.133	94.4	54.479	51 -	18.397	21.534	107.0	16.540	94.3	56.471
20 -	17.417	21.041	106.4	16.544	95.6	55.002	52 -	18.086	21.793	107.4	16.760	71.9	56.639
21 -	17.347	21.025	106.7	16.203	94.3	54.575	53 -	25.896	26.444	90.0	19.818	82.0	1:12.158
22 -	17.352	20.947	106.9	16.122	94.7	54.421	54 -	26.211	26.263	88.9	20.891	76.4	1:13.365
23 -	17.544	20.969	106.2	16.169	94.7	54.682	55 -	19.454	22.890	105.4	17.055	93.3	59.399
24 -	17.406	20.995	107.2	16.088	94.8	54.489	56 -	20.715	24.294	100.5	17.383	93.9	1:02.392
25 -	<b>17.327</b>	20.879	106.5	16.196	94.5	<b>54.402</b>	57 -	19.002	26.890	83.5	18.582	94.4	1:04.474
26 -	17.413	20.968	106.7	16.797	52.8	55.178	58 -	18.188	22.045	107.4	16.549	94.5	56.782
27 -	30.322	21.511	106.4	16.135	94.8	1:07.968	59 -	18.169	24.825	66.4	19.728	95.9	1:02.722
28 -	17.379	20.952	106.7	16.096	94.7	54.427	60 -	20.794	24.355	104.5	17.245	95.1	1:02.394
29 -	17.373	21.162	106.4	16.153	94.3	54.688	61 -	18.644	23.340	104.0	17.183	93.9	59.167
30 -	17.511	21.276	106.7	16.078	94.8	54.865	62 -	19.306	23.531	102.3	17.712	91.3	1:00.549
31 -	17.694	21.130	105.8	16.588	95.3	55.412	63 -	19.965	23.305	104.5	17.689	89.0	1:00.959
32 -	17.529	22.680	104.7	16.122	94.9	56.331							

### 47 FREKE-SMED G4 Century Motorsport

1 -		21.691	108.9	16.575	99.0	1:01.390	32 -	17.414	21.067	110.2	15.811	100.9	54.292
2 -	17.825	21.180	110.4	15.919	99.9	54.924	33 -	17.493	21.102	110.2	15.904	100.6	54.499
3 -	17.482	21.141	110.0	15.864	100.0	54.487	34 -	17.472	21.135	110.2	18.532	36.4	57.139
4 -	17.473	20.969	110.4	15.786	100.2	54.228	35 -	1:30.537	24.487	109.1	17.414	100.5	2:12.438
5 -	17.290	21.274	110.2	15.745	100.3	54.309	36 -	19.259	23.676	109.8	16.990	100.6	59.925
6 -	17.462	20.940	110.7	15.782	100.3	54.184	37 -	18.711	23.174	110.7	16.936	101.1	58.821
7 -	17.335	20.993	110.2	15.785	100.2	54.113	38 -	18.947	22.816	110.9	16.752	101.4	58.515
8 -	17.327	20.990	110.6	15.784	100.3	54.101	39 -	18.472	22.711	110.7	16.664	100.8	57.847
9 -	17.271	20.940	110.7	15.740	100.5	53.951	40 -	18.175	23.538	110.0	16.570	<b>101.5</b>	58.283
10 -	<b>17.223</b>	20.878	110.6	15.775	100.3	<b>53.876</b>	41 -	18.590	22.649	110.4	17.256	100.0	58.495
11 -	17.341	21.152	110.2	15.759	100.2	54.252	42 -	18.413	23.337	105.7	17.452	100.6	59.202

Weather / Track : Cloudy / Dry

Knockhill  
Circuit Length = 1.2713 miles  
Start: 16:36 End: 17:37

# Avon Tyres British GT Championship

## RACE 2 - ROUND 4 - SECTOR ANALYSIS

12 -	17.360	20.884	110.6	15.836	100.3	54.080	43 -	18.829	23.193	110.6	16.866	100.8	58.888
13 -	17.298	20.935	110.6	15.847	100.5	54.080	44 -	18.159	22.568	110.9	16.842	100.6	57.569
14 -	17.332	<b>20.868</b>	110.7	15.840	100.8	54.040	45 -	18.387	22.454	111.1	16.442	100.5	57.283
15 -	17.308	21.047	110.2	15.814	100.5	54.169	46 -	18.199	22.847	111.3	16.511	100.5	57.557
16 -	17.451	21.170	110.4	15.782	100.6	54.403	47 -	18.247	22.687	<b>111.7</b>	16.593	100.5	57.527
17 -	17.408	21.058	110.0	15.727	100.3	54.193	48 -	18.251	22.386	111.1	16.844	100.2	57.481
18 -	17.680	21.097	110.9	16.054	99.9	54.831	49 -	19.634	23.567	109.7	17.711	100.8	1:00.912
19 -	17.604	20.994	110.2	15.871	100.3	54.469	50 -	20.875	23.549	111.1	16.860	100.3	1:01.284
20 -	17.336	21.090	110.6	15.883	100.3	54.309	51 -	19.889	23.746	109.7	17.481	99.4	1:01.116
21 -	17.326	21.209	110.0	15.871	100.2	54.406	52 -	19.392	24.004	109.5	17.077	100.6	1:00.473
22 -	17.484	21.103	109.8	16.160	100.0	54.747	53 -	19.047	23.070	110.7	16.821	100.5	58.938
23 -	17.407	21.141	110.4	15.954	100.0	54.502	54 -	19.453	23.550	110.9	17.689	95.7	1:00.692
24 -	17.513	21.118	110.2	15.812	100.5	54.443	55 -	23.281	26.368	83.9	23.290	66.6	1:12.939
25 -	17.375	21.234	110.4	15.906	100.3	54.515	56 -	25.314	28.126	69.5	21.913	73.0	1:15.353
26 -	17.479	21.024	110.2	15.956	100.3	54.459	57 -	24.116	27.794	74.2	22.444	64.0	1:14.354
27 -	17.432	21.109	110.4	15.784	100.5	54.325	58 -	27.140	29.513	72.0	21.319	91.8	1:17.972
28 -	17.515	21.282	110.6	15.980	100.2	54.777	59 -	20.394	25.059	110.6	17.309	99.0	1:02.762
29 -	17.377	21.024	110.7	<b>15.723</b>	100.0	54.124	60 -	19.030	23.899	105.4	17.246	91.9	1:00.175
30 -	17.450	21.161	110.0	15.828	100.5	54.439	61 -	19.427	25.316	106.2	17.526	100.0	1:02.269
31 -	17.382	21.034	110.4	15.894	100.5	54.310	62 -	19.550	24.467	110.2	17.128	100.3	1:01.145

### 48 DICK-STANLEY

### G4 Christian Dick

1 -		21.706	110.6	16.147	98.5	1:02.040	33 -	17.653	21.233	109.8	16.124	98.5	55.010
2 -	17.797	21.134	110.7	16.214	99.3	55.145	34 -	17.689	21.221	109.7	16.052	98.7	54.962
3 -	18.040	21.269	108.9	16.023	98.3	55.332	35 -	15.592	21.292	110.2	17.828	41.7	56.712
4 -	17.656	21.342	110.0	15.986	98.4	54.984	36 -	1:18.429	22.085	110.9	16.252	98.5	1:56.766
5 -	17.985	21.420	110.7	16.080	98.1	55.485	37 -	18.994	22.125	109.8	16.411	99.0	57.530
6 -	<b>17.455</b>	21.214	109.7	16.192	98.4	54.861	38 -	18.181	21.853	110.9	16.027	98.3	56.061
7 -	17.631	21.346	109.1	16.104	97.8	55.081	39 -	17.628	21.742	110.9	16.285	98.7	55.655
8 -	17.867	21.169	110.6	16.261	98.5	55.297	40 -	17.867	22.479	108.8	15.979	98.4	56.325
9 -	17.639	21.158	110.0	16.197	98.8	54.994	41 -	17.939	21.508	110.6	15.993	98.1	55.440
10 -	17.644	21.085	110.0	15.994	98.4	54.723	42 -	17.775	21.653	110.4	16.022	98.3	55.450
11 -	17.516	21.171	110.2	15.983	98.8	<b>54.670</b>	43 -	18.192	21.671	110.7	16.378	98.5	56.241
12 -	17.510	21.205	109.8	16.288	97.8	55.003	44 -	18.466	21.501	110.6	<b>15.970</b>	98.3	55.937
13 -	17.881	21.375	109.5	16.577	97.8	55.833	45 -	18.381	22.093	109.5	16.276	98.3	56.750
14 -	18.915	21.078	109.8	16.187	99.1	56.180	46 -	17.895	21.587	110.0	16.027	98.3	55.509
15 -	18.422	<b>20.928</b>	110.6	16.115	99.1	55.465	47 -	17.600	21.664	110.7	16.032	98.1	55.296
16 -	18.980	21.274	109.8	16.197	98.4	56.451	48 -	17.828	21.472	<b>111.5</b>	15.994	98.1	55.294
17 -	17.673	21.026	110.0	16.198	98.3	54.897	49 -	17.714	21.727	110.7	16.022	98.0	55.463
18 -	17.514	21.257	110.6	15.977	98.4	54.748	50 -	17.860	21.546	110.7	16.005	98.8	55.411
19 -	17.607	21.096	110.2	16.341	98.7	55.044	51 -	18.252	22.187	109.7	16.193	98.1	56.632
20 -	17.774	21.465	110.7	16.131	98.7	55.370	52 -	19.211	25.363	108.6	16.460	99.0	1:01.034
21 -	17.636	21.315	110.0	16.123	98.7	55.074	53 -	18.479	22.387	109.1	16.623	98.7	57.489
22 -	17.616	21.125	110.7	16.219	98.4	54.960	54 -	19.184	22.937	105.8	16.619	99.3	58.740
23 -	17.702	21.209	110.6	16.127	98.3	55.038	55 -	19.417	25.129	87.7	17.616	99.3	1:02.162
24 -	17.563	21.359	110.6	16.148	98.7	55.070	56 -	19.345	23.296	105.7	17.320	90.1	59.961
25 -	17.737	21.269	110.0	16.169	98.5	55.175	57 -	19.804	25.889	102.0	20.272	62.9	1:05.965
26 -	17.659	21.362	110.6	16.114	98.3	55.135	58 -	23.766	28.815	82.7	21.923	60.3	1:14.504
27 -	17.882	21.289	110.4	16.249	98.7	55.420	59 -	26.812	29.616	66.1	19.854	97.4	1:16.282
28 -	17.732	21.285	109.8	16.153	98.4	55.170	60 -	18.305	21.867	111.1	16.683	<b>100.0</b>	56.855
29 -	17.749	21.366	109.5	16.315	98.4	55.430	61 -	20.238	22.103	110.7	16.157	98.3	58.498
30 -	17.671	21.242	110.9	16.306	98.0	55.219	62 -	18.136	21.995	110.7	16.181	97.8	56.312
31 -	17.651	21.337	110.2	16.099	98.5	55.087	63 -	18.236	21.948	110.7	16.177	98.1	56.361
32 -	17.530	21.332	109.5	16.099	99.1	54.961							

### 49 OSBORNE-YUSUF

### G4 Team Osborne Racing

1 -		21.925	109.7	16.308	97.8	1:03.725	25 -	17.726	21.209	109.8	16.161	98.3	55.096
2 -	17.885	21.797	108.9	16.114	98.4	55.796	26 -	17.724	21.357	109.1	16.051	97.5	55.132
3 -	17.870	21.481	109.1	16.225	97.4	55.576	27 -	17.749	21.947	108.9	18.012	39.1	57.708
4 -	18.619	21.962	108.1	17.865	37.4	58.446	28 -	1:19.680	25.581	107.7	17.553	97.3	2:02.814
5 -	55.044	21.197	109.8	16.027	97.8	1:32.268	29 -	18.714	22.792	107.0	16.657	97.0	58.163
6 -	17.780	21.165	109.3	16.001	98.5	54.946	30 -	18.332	23.590	107.4	16.798	97.1	58.720
7 -	17.590	21.089	110.0	15.969	98.1	54.648	31 -	18.155	22.245	107.0	16.970	96.4	57.370
8 -	17.527	21.100	110.0	16.258	98.1	54.885	32 -	18.403	22.718	107.2	16.344	97.7	57.465

Weather / Track : Cloudy / Dry

Knockhill

Circuit Length = 1.2713 miles

Start: 16:36 End: 17:37

# Avon Tyres British GT Championship

## RACE 2 - ROUND 4 - SECTOR ANALYSIS

9 -	17.656	21.115	109.8	16.076	98.5	54.847	33 -	18.424	23.217	106.2	17.009	97.0	58.650
10 -	17.621	<b>20.969</b>	109.8	<b>15.945</b>	98.7	<b>54.535</b>	34 -	18.382	22.219	107.9	16.561	97.0	57.162
11 -	17.580	21.148	109.8	16.066	98.5	54.794	35 -	18.142	22.709	107.9	16.451	97.0	57.302
12 -	17.584	21.091	108.8	16.122	97.7	54.797	36 -	18.424	23.577	105.7	18.465	41.5	1:00.466
13 -	17.522	21.078	109.7	16.255	97.1	54.855	37 -	50.674	23.678	106.9	17.908	95.9	1:32.260
14 -	<b>17.502</b>	22.255	94.9	17.106	<b>99.0</b>	<b>56.863</b>	38 -	17.997	22.420	108.6	16.519	97.5	56.936
15 -	17.569	21.210	110.0	16.153	98.3	54.932	39 -	18.046	22.623	108.6	28.278	96.4	1:08.947
16 -	18.743	21.358	108.9	17.088	97.3	57.189	40 -	18.861	23.021	108.6	16.725	97.1	58.607
17 -	17.678	21.239	109.1	16.127	98.5	55.044	41 -	18.313	23.079	108.1	16.500	96.1	57.892
18 -	17.520	21.193	109.8	16.046	98.3	54.759	42 -	18.364	22.342	108.8	16.347	97.8	57.053
19 -	17.560	21.174	109.5	16.329	98.5	55.063	43 -	18.526	22.357	109.3	16.275	96.6	57.158
20 -	17.727	21.281	109.3	16.201	98.4	55.209	44 -	18.170	22.454	109.3	16.239	97.7	56.863
21 -	17.661	21.210	110.2	16.089	98.5	54.960	45 -	18.135	22.102	110.0	16.210	98.3	56.447
22 -	17.575	21.230	109.7	16.153	97.7	54.958	46 -	18.051	22.208	<b>110.6</b>	16.277	97.4	56.536
23 -	17.554	21.430	109.8	16.604	98.8	55.588	47 -	18.808	24.091	108.6	16.895	97.0	59.794
24 -	17.542	21.077	110.2	16.073	98.3	54.692							
<b>55</b>	<b>MASON-BIALAN</b>	<b>G4 Piranha Motorsport</b>											
1 -		21.902	115.5	15.750	<b>107.5</b>	1:02.392	31 -	17.722	21.517	115.9	15.861	106.0	55.100
2 -	18.108	21.220	<b>117.9</b>	15.804	106.7	55.132	32 -	17.639	21.356	115.9	15.729	105.7	54.724
3 -	18.361	21.202	112.4	15.873	105.0	55.436	33 -	17.720	21.578	108.8	15.958	105.8	55.256
4 -	17.955	21.241	117.5	15.439	105.8	54.635	34 -	17.658	21.571	115.9	15.614	106.0	54.843
5 -	17.533	21.096	117.3	<b>15.350</b>	105.4	<b>53.979</b>	35 -	17.721	21.810	115.7	15.972	106.0	55.503
6 -	17.592	21.122	117.1	15.437	105.2	54.151	36 -	18.666	21.780	116.1	15.694	105.5	56.140
7 -	<b>17.447</b>	21.138	116.7	15.624	105.5	54.209	37 -	17.801	21.376	115.7	15.671	106.4	54.848
8 -	17.610	<b>21.065</b>	116.9	15.523	105.8	54.198	38 -	17.689	21.393	116.3	15.541	104.7	54.623
9 -	17.518	21.272	116.5	15.531	104.9	54.321	39 -	17.575	21.422	116.7	18.398	31.2	57.395
10 -	17.601	21.080	116.9	15.541	105.4	54.222	40 -	1:33.307	22.247	116.3	15.943	106.5	2:11.497
11 -	17.566	21.662	112.8	15.812	104.0	55.040	41 -	17.875	21.340	<b>117.9</b>	16.181	104.7	55.396
12 -	17.791	21.304	116.1	15.516	105.5	54.611	42 -	17.776	21.491	116.7	15.932	104.4	55.199
13 -	17.481	21.398	115.9	15.633	105.5	54.512	43 -	17.958	21.592	117.3	16.148	104.9	55.698
14 -	17.606	21.445	115.9	15.882	105.0	54.933	44 -	18.831	21.546	117.3	15.579	107.0	55.956
15 -	17.719	21.844	115.5	16.129	103.4	55.692	45 -	17.865	21.994	114.3	16.347	104.5	56.206
16 -	18.368	22.382	115.9	15.639	105.8	56.389	46 -	17.700	21.602	115.9	15.638	105.5	54.940
17 -	17.729	21.458	115.5	15.644	105.5	54.831	47 -	17.781	21.955	115.9	15.754	104.9	55.490
18 -	17.755	21.457	116.3	15.863	105.0	55.075	48 -	17.703	21.570	116.3	15.815	105.4	55.088
19 -	17.694	21.452	115.5	15.726	105.0	54.872	49 -	17.824	21.622	116.1	15.605	105.7	55.051
20 -	17.719	21.725	112.0	15.818	105.4	55.262	50 -	17.783	21.794	115.7	15.728	105.5	55.305
21 -	17.942	21.400	116.1	15.583	105.5	54.925	51 -	18.170	22.055	114.5	15.683	106.0	55.908
22 -	17.796	21.452	116.5	15.740	105.5	54.988	52 -	20.462	25.667	111.5	16.153	103.6	1:02.282
23 -	17.795	21.399	116.7	15.965	103.7	55.159	53 -	18.803	22.676	112.6	16.328	102.0	57.807
24 -	17.803	21.447	116.1	15.645	104.9	54.895	54 -	19.531	22.673	110.9	16.457	99.4	58.661
25 -	17.652	21.496	116.1	15.652	105.5	54.800	55 -	19.861	24.922	92.8	17.550	102.0	1:02.333
26 -	17.593	21.571	115.7	15.610	105.2	54.774	56 -	19.447	23.156	113.9	17.564	94.3	1:00.167
27 -	17.685	21.511	116.5	15.664	105.2	54.860	57 -	19.628	25.756	101.1	20.470	64.7	1:05.854
28 -	17.674	21.498	116.3	15.652	105.5	54.824	58 -	23.676	28.407	86.8	22.347	58.2	1:14.430
29 -	17.812	21.574	115.7	15.599	105.7	54.985	59 -	26.995	29.682	68.4	19.814	95.6	1:16.491
30 -	17.759	21.787	111.1	15.764	105.7	55.310							
<b>62</b>	<b>HUNTER-PIERCE</b>	<b>GTC Jamie Hunter Racing</b>											
1 -		<b>72.7</b>	41.914	28.1		1:50.511							

Weather / Track : Cloudy / Dry

Knockhill  
Circuit Length = 1.2713 miles  
Start: 16:36 End: 17:37

# Avon Tyres British GT Championship

## RACE 2 - ROUND 4 - BEST SECTOR TIMES

SECTOR 1			SECTOR 2			SECTOR 3			IDEAL / BEST COMPARISON						
POS	NO	NAME	TIME	NO	NAME	TIME	NO	NAME	TIME	POS	NO	NAME	IDEAL	BEST	DIFF
1	10	Chad Racing	16.165	7	Trackspeed	19.558	2	Mtech	14.548	1	2	Mtech	50.387	50.468	0.081
2	2	Mtech	16.190	1	Preci Spark	19.600	12	Phil Burton	14.563	2	7	Trackspeed	50.541	50.675	0.134
3	7	Trackspeed	16.212	2	Mtech	19.649	1	Preci Spark	14.586	3	1	Preci Spark	50.570	50.824	0.254
4	12	Phil Burton	16.376	10	Chad Racing	19.736	10	Chad Racing	14.760	4	10	Chad Racing	50.661	50.755	0.094
5	1	Preci Spark	16.384	5	Craig Wilkins	19.837	7	Trackspeed	14.771	5	12	Phil Burton	50.831	50.907	0.076
6	5	Craig Wilkins	16.402	12	Phil Burton	19.892	11	Chad Racing	14.946	6	5	Craig Wilkins	51.225	51.385	0.160
7	11	Chad Racing	16.619	3	Hector Lester	20.126	5	Craig Wilkins	14.986	7	11	Chad Racing	51.822	51.953	0.131
8	3	Hector Lester	16.728	11	Chad Racing	20.257	3	Hector Lester	15.072	8	3	Hector Lester	51.926	51.953	0.027
9	47	Century Motorsport	17.223	44	ABG Motorsport	20.848	55	Piranha Motorsport	15.350	9	47	Century Motorsport	53.814	53.876	0.062
10	44	ABG Motorsport	17.327	47	Century Motorsport	20.868	47	Century Motorsport	15.723	10	55	Piranha Motorsport	53.862	53.979	0.117
11	55	Piranha Motorsport	17.447	48	Christian Dick	20.928	49	Team Osborne Raci	15.945	11	44	ABG Motorsport	54.237	54.402	0.165
12	48	Christian Dick	17.455	49	Team Osborne Raci	20.969	48	Christian Dick	15.970	12	48	Christian Dick	54.353	54.670	0.317
13	49	Team Osborne Raci	17.502	55	Piranha Motorsport	21.065	44	ABG Motorsport	16.062	13	49	Team Osborne Rac	54.416	54.535	0.119
14	62	Jamie Hunter Racinq		62	Jamie Hunter Racinq		62	Jamie Hunter Racinq	28.459	14	62	Jamie Hunter Racir			
													Perfect Lap		50.271

Weather / Track : Cloudy / Dry

Knockhill  
Circuit Length = 1.2713 miles  
Start: 16:36 End: 17:37

**Avon Tyres British GT Championship**  
**RACE 2 - ROUND 4 - SPEED TRAPS**

SECTOR 1				SECTOR 2			FINISH LINE		
POS	NO	NAME	MPH	NO	NAME	MPH	NO	NAME	MPH
1				12	WILCOX-BURTON	128.8	12	WILCOX-BURTON	116.1
2				2	GRIFFIN-CAMERON	127.6	2	GRIFFIN-CAMERON	115.1
3				10	FERRIER-WARREN	127.6	10	FERRIER-WARREN	114.7
4				1	JONES-JONES	126.1	1	JONES-JONES	113.6
5				5	SCOTT-WILKINS	125.9	5	SCOTT-WILKINS	113.6
6				3	DAOUDI-LESTER	125.0	7	GEDDIE-ASHBURN	113.4
7				7	GEDDIE-ASHBURN	124.0	3	DAOUDI-LESTER	112.8
8				11	BALBIANI-GARRIZ	123.8	11	BALBIANI-GARRIZ	109.5
9				55	MASON-BIALAN	117.9	55	MASON-BIALAN	107.5
10				47	FREKE-SMED	111.7	47	FREKE-SMED	101.5
11				48	DICK-STANLEY	111.5	48	DICK-STANLEY	100.0
12				49	OSBORNE-YUSUF	110.6	49	OSBORNE-YUSUF	99.0
13				44	BUTCHER-HARVEY	108.8	44	BUTCHER-HARVEY	96.8
14				62	HUNTER-PIERCE	72.1	62	HUNTER-PIERCE	68.8

Weather / Track : Cloudy / Dry

Knockhill  
 Circuit Length = 1.2713 miles  
 Start: 16:36 End: 17:37

# Avon Tyres British GT Championship

## RACE 2 - ROUND 4 - POSITION CHART

No	Name	Laps Pos	Laps																																	
			1	2	3	4	5	6	7	8	9	10	11	12	13	14	15	16	17	18	19	20	21	22	23	24	25	26	27	28	29	30	31	32		
12	WILCOX-BURTON	1	12	12	12	12	12	12	12	12	12	12	12	12	12	12	12	12	12	12	12	12	12	12	12	12	12	12	12	12	12	12	12	12	10	10
1	JONES-JONES	2	1	1	1	1	1	1	1	1	1	1	1	1	1	1	7	7	7	7	7	7	7	7	7	7	7	7	7	10	10	10	12	5		
10	FERRIER-WARREN	3	10	7	7	7	7	7	7	7	7	7	7	7	2	2	1	1	1	1	1	1	1	1	1	1	1	10	10	10	1	5	5	5	11	
7	GEDDIE-ASHBURN	4	7	10	10	10	10	10	10	10	10	10	2	2	7	7	10	10	10	10	10	10	10	10	10	10	1	1	1	5	11	11	11	1		
5	SCOTT-WILKINS	5	5	5	5	2	2	2	2	2	2	2	2	2	10	10	10	10	5	5	5	5	5	5	5	5	5	5	5	7	1	1	1	12		
3	DAOUDI-LESTER	6	3	3	3	5	5	5	5	5	5	5	5	5	5	5	2	11	11	11	11	11	11	11	11	11	11	11	11	11	47	47	47	47		
2	GRIFFIN-CAMERON	7	2	2	2	11	11	11	11	11	11	11	11	11	11	11	11	47	47	47	47	47	47	47	47	47	47	47	47	47	47	47	47	47	47	
11	BALBIANI-GARRIZ	8	11	11	11	47	47	47	47	47	47	47	47	47	47	47	47	55	55	55	55	55	55	55	55	55	55	55	55	55	55	55	55	55	55	
47	FREKE-SMED	9	47	47	47	48	55	55	55	55	55	55	55	55	55	55	55	44	44	44	44	44	44	44	44	44	44	44	48	48	44	44	44	44		
44	BUTCHER-HARVEY	10	44	44	48	55	48	48	48	48	48	48	48	48	48	44	44	44	48	48	48	48	48	48	48	48	48	48	44	44	7	7	7	7		
48	DICK-STANLEY	11	48	48	55	44	44	44	44	44	44	44	44	44	44	48	48	48	49	49	49	49	49	49	49	49	49	49	49	49	49	49	49	49		
55	MASON-BIALAN	12	55	55	44	49	49	49	49	49	49	49	49	49	49	49	49																			
49	OSBORNE-YUSUF	13	49	49	49																															
62	HUNTER-PIERCE	14	62																																	

Weather / Track : Cloudy / Dry

Knockhill  
Circuit Length = 1.2713 miles  
Start: 16:36 End: 17:37

# Avon Tyres British GT Championship

## RACE 2 - ROUND 4 - POSITION CHART

No	Name	Laps Pos																																			
			33	34	35	36	37	38	39	40	41	42	43	44	45	46	47	48	49	50	51	52	53	54	55	56	57	58	59	60	61	62	63	64			
12	WILCOX-BURTON	1	10	10	10	10	10	10	10	1	1	1	1	1	1	1	1	1	1	1	1	1	1	1	1	1	1	1	1	1	1	1	1	1	1		
1	JONES-JONES	2	5	11	1	1	1	1	10	10	10	10	10	10	10	10	10	10	10	10	10	10	10	10	10	10	10	10	10	10	10	10	10	10	10		
10	FERRIER-WARREN	3	11	1	12	12	12	12	12	12	12	12	12	12	11	11	11	11	11	11	11	11	11	11	11	11	11	11	11	11	11	11	11	11	11		
7	GEDDIE-ASHBURN	4	1	12	5	5	5	5	5	5	5	5	5	5	11	11	12	12	5	5	5	5	5	5	5	5	5	5	5	5	5	5	5	5	10	10	
5	SCOTT-WILKINS	5	12	5	11	11	11	11	11	11	11	11	11	5	5	5	5	5	12	12	12	12	12	12	12	12	12	12	12	12	12	12	12	12	12	48	
3	DAOUDI-LESTER	6	47	47	55	55	55	55	55	55	48	48	48	48	48	55	55	55	55	55	55	55	55	55	55	55	55	55	55	55	55	55	55	55	48	48	44
2	GRIFFIN-CAMERON	7	55	55	48	44	7	7	7	47	55	55	55	55	48	48	48	48	48	48	48	48	48	48	48	48	48	48	48	48	48	48	44	44	44		
11	BALBIANI-GARRIZ	8	48	48	44	7	47	47	47	55	47	44	44	44	44	44	44	44	44	44	44	44	44	44	44	44	44	44	44	44	44	44	47	47	47		
47	FREKE-SMED	9	44	44	47	47	48	48	48	44	44	47	47	47	47	47	47	47	47	47	47	47	47	47	47	47	47	47	47	47	47	47	47	47	47		
44	BUTCHER-HARVEY	10	7	7	7	48	44	44	44	49	49	49	49	49	49	49	49	49																			
48	DICK-STANLEY	11	49	49	49	49	49	49	49																												
55	MASON-BIALAN	12																																			
49	OSBORNE-YUSUF	13																																			
62	HUNTER-PIERCE	14																																			

Weather / Track : Cloudy / Dry

Knockhill  
 Circuit Length = 1.2713 miles  
 Start: 16:36 End: 17:37

# Avon Tyres British GT Championship

## RACE 2 - ROUND 4 - POSITION CHART

No	Name	Pos	Laps	
			65	66
12	WILCOX-BURTON	1	1	1
1	JONES-JONES	2	11	11
10	FERRIER-WARREN	3	12	12
7	GEDDIE-ASHBURN	4	10	10
5	SCOTT-WILKINS	5		
3	DAOUDI-LESTER	6		
2	GRIFFIN-CAMERON	7		
11	BALBIANI-GARRIZ	8		
47	FREKE-SMED	9		
44	BUTCHER-HARVEY	10		
48	DICK-STANLEY	11		
55	MASON-BIALAN	12		
49	OSBORNE-YUSUF	13		
62	HUNTER-PIERCE	14		

Weather / Track : Cloudy / Dry

Knockhill  
 Circuit Length = 1.2713 miles  
 Start: 16:36 End: 17:37

# Avon Tyres British GT Championship

## RACE 2 - ROUND 4 - PIT STOP TIMES

POS	NO	NAME	Race Time	Stops	Pit Time	Stint 1	Pit 1	Stint 2	Pit 2	Stint 3	Pit 3	Stint 4	Pit 4	Stint 5
1	1	JONES-JONES	1:00:19.784	1	0:00:57	24:16	0:57	35:05						
2	11	BALBIANI-GARRIZ	1:00:27.530	1	0:00:59	29:52	0:59	29:35						
3	12	WILCOX-BURTON	1:00:31.376	1	0:01:04	26:49	1:04	32:37						
4	10	FERRIER-WARREN	1:00:58.826	1	0:00:58	32:50	0:58	27:09						
5	48	DICK-STANLEY	1:00:39.949	1	0:01:00	32:20	1:00	27:18						
6	44	BUTCHER-HARVEY	1:00:55.452	2	0:01:12	23:56	0:12	9:11	0:59	26:35				
7	5	SCOTT-WILKINS	56:52.828	1	0:01:04	28:45	1:04	27:02						
8	47	FREKE-SMED	1:00:57.581	1	0:01:09	30:57	1:09	28:50						
9	55	MASON-BIALAN	56:51.603	1	0:01:15	35:52	1:15	19:43						
10	49	OSBORNE-YUSUF	46:47.916	3	0:02:09	3:54	0:37	21:10	0:59	8:48	0:32	10:45		
11	62	HUNTER-PIERCE	1:51.223	1	0:00:00	1:51	58:28							
12	7	GEDDIE-ASHBURN	36:51.564	3	0:02:30	24:25	2:04	3:36	0:26	6:18	23:28			
13	2	GRIFFIN-CAMERON	14:01.302	1	0:00:00	14:01	46:18							
14	3	DAOUDI-LESTER	2:42.264	0	0:00:00	2:42								

Weather / Track : Cloudy / Dry

These results are provisional until the conclusion of any judicial and technical matters.

Knockhill  
Circuit Length = 1.2713 miles  
Start: 16:36 End: 17:37

Race Director :	Stewards :	Timekeeper :
-----------------	------------	--------------